

**FLIP THIS ISSUE**

**FOR 2020 CONSTRUCTION  
ROLLFORMING SHOW PREVIEW**

# GARAGE • CARPORT • SHED BUILDER

A Construction Magazine Network Brand  
www.constructionmagnet.com

Fall 2020

**VIRTUAL  
TRADE SHOW**  
A CLOSER LOOK AT  
SELECT BUILDING  
MATERIALS

**PRESERVE AIR  
QUALITY WITH  
VENTILATION**

**HARD-WORKING MULES**  
MAKE QUICK WORK OF SHED SETUP



**PRODUCT  
PROFILES  
.....  
PANELS  
& SIDING**

**REFLECTIVE  
INSULATION**  
KEEPING HEAT  
WHERE IT BELONGS

**HOW EFFICIENT IS YOUR  
PAINTING PROCESS?**  
PART 2

# YOUR TOTAL SHED PACKAGE.

## Roof

Keeps it cooler and brighter with LP® ProStruct® Roof Sheathing with SilverTech®

## Walls

Gives a brighter, cleaner look with LP® SmartSide® Panel Siding with SmartFinish® Technology

## Trim

Gives sheds the look of true craftsmanship in both cedar texture and smooth finishes with SilverTech®

## Floor

Offers a tough, pro-grade finish with LP® ProStruct® Floor with SmartFinish®

Treated engineered wood materials from LP® Outdoor Building Solutions® feature innovations to deliver years of toughness and beauty.

**Shed It Your Way.**

See our full lineup at [LPShed.com](http://LPShed.com)



**Outdoor Building Solutions®**



# Autumn Is In The Air

**T**hree quarters of 2020 is already over. Can you believe it?! When this year began, it was full of promise. The first two months had it shaping up to be a successful and profitable year for many builders and manufacturers. Unfortunately, the world was hit with a nasty little virus that set it topsy-turvy.

We appear to be headed in the right direction though. Death rates and hospitalizations are decreasing. Businesses are finding ways to move forward while keeping employees and their customers safe.

Another bump in the road: The cost of lumber has skyrocketed. The National

Association of Home Builders reported: "The recent spike in softwood lumber prices has caused the price of an average new single-family home to increase by \$16,148 since April 17. Similarly, the price of the average new multifamily home has increased by \$6,107."

It's no doubt you've noticed the price increases as you've worked through your supply and restocked. I'm curious: How have you been dealing with the price increases? How much have you had to increase the price of your sheds and garages? Have you sought out alternative framing materials like cold-formed

metal? Have you been holding off on restocking your lumber supply in hopes that the prices come back in line with what they were not long ago? Drop me a line or give me a call and bend my ear ... I'd love to hear how you're faring.

Speaking of dropping me a line, we're finalizing the editorial schedule for 2021. If you'd like to see a specific topic covered, feel free to reach and let me know. In flipping through the calendar, I realized that the Garage, Carport & Shed Builder Show in South Bend, Indiana, is only about four months away! We'll be providing more details about that show in our next edition! **GCSB**



## A Trusted Building Partner for Over 65 Years!

Your customer expects the best from you. You should expect the same from your building partner. Join our team!

800-356-9682 ▪ WickBuildings.com



Suburban ▪ Residential ▪ Commercial ▪ Equestrian ▪ Agriculture





26

## CONTENTS

### Features:

- 8** Preserve Air Quality  
Ventilation For Healthy Mini Buildings
- 14** Ventilation Guide  
For Post-Frame Buildings
- 18** Gutter Protection  
Add-on Service Can Increase Profits
- 20** Foiling Heat Loss/Gain  
Keep Heat Where It's Wanted
- 26** Shed Setup & Delivery  
Mules, Trailers Make Quick Work of  
Portable Building Deliveries



20

- 28** Get A Better Finish  
How Efficient Is Your Painting Process,  
Part II

### Special Section:

- 35** Virtual Construction  
Trade Show  
The Latest Word From Manufacturers

FLIP ISSUE/SPECIAL SECTION:  
**2020 CONSTRUCTION  
ROLLFORMING  
SHOW PREVIEW**

- 3** Publisher's Message
- 4** Educational Schedule
- 5** Exhibitor Profiles



**Managing Editor**

Karen Knapstein  
karen@shieldwallmedia.com  
715-513-6767

**Editor**

Jessica Franchuk  
jessica@shieldwallmedia.com  
920-224-5146

**Marketing Strategist**

Robert Carnick  
robert@shieldwallmedia.com

**Circulation/Subscriptions**

Barb Prill  
barb@shieldwallmedia.com  
920-471-4846

**Digital Product and  
Data Engineer**

For help with online Classified  
Ads & the Business Directory  
contact: Steve Duberstein:  
steve@shieldwallmedia.com

**Publisher**

Gary Reichert  
gary@shieldwallmedia.com  
715-252-6360

**Executive Assistant**

Kathy Budsberg  
kathy@shieldwallmedia.com

**Graphic Designers**

Tom Nelsen, Kevin Ulrich



**On The Cover:** SmartSide siding from Louisiana Pacific is one of the most popular siding choices for shed builders. PHOTO CREDIT: LOUISIANA PACIFIC  
**Above Left & Above:** A Cardinal Manufacturing Mule hard at work. PHOTO CREDIT: CARDINAL MANUFACTURING

**Departments:**

- 3** Editor's Note
- 6** Supplier News
- 24** Project of the Month
- 30** Business Connections
- 34** Product Profiles
- 48** Advertiser Index
- 50** New Products



Garage, Carport & Shed Builder is published quarterly, Spring, Summer, Fall and Winter, by Shield Wall Media LLC, 150 Depot St., Iola, WI 54945. Copyright 2020 Shield Wall Media LLC. Names and logos referred to or displayed in editorial or advertising content may be trademarked or copyright. Garage, Carport & Shed Builder assumes no responsibility for unsolicited materials sent to it. Publisher and advertisers are not liable for typographical errors that may appear in prices or descriptions in advertisements. Mailed free to rural contractors and their suppliers throughout North America.



**Next  
Issue:**

- Garage, Carport & Shed Builder Buyers' Guide
- Garage Interior Finishing Options
- Carport Roof Options

### Cambek Expands To Southeast

Cambek™ Designer Doors®, a creator of artisanal garage doors, entries, shutters, and gates, is expanding the range of products available in the Southeast.

Based in River Falls, Wisconsin, the company decided to make a wider range of products available to buyers who can now browse the many finishes, materials, and designs offered such as wicket doors (door within a door), finished interiors, hidden struts, and historical re-creations. Additionally, all products can be made with hurricane-rated strength, enhancing the overall fortitude and safety.

“All Cambek products are fashioned from the finest materials by craftsmen and engineers to deliver products that last a lifetime,” said Cambek General Manager Tom Roddis. “Many garage doors, however, become unstable after a certain age, resulting in hazardous situations in which rusted materials, like springs, can fail.”

In comparison, Cambek hand-crafted doors and parts remain intact for decades. “Our solid-wood doors can stand the test of time—even against steel,” said Roddis. “There’s a common



PHOTO CREDIT: CAMBEK DESIGNER DOORS

misconception that wood isn’t as durable as metal, but wood can be tempered to be hurricane-rated, withstanding extreme temperatures and force.”

The company is expanding as part of its mission to bring bespoke design to more homeowners at all price points. **GCSB**

## YOUR ROLL-UP DOOR SUPPLIER SHOULD WORK AS HARD AS YOU DO



When you take pride in your work, it shows. It’s more than the quality of the product, it’s attitude. Delivery speed. Reliability.

Trac-Rite door is your employee-owned option for quality roll up doors. We’ve just expanded our factory for even faster service. The doors are top quality, easy to install, and backed by the best warranty in the business.

800-448-8979  
tr@tracrite.com



## MAKE YOUR OWN TUBE YOU CAN BE A SUPPLIER



We can supply a complete tube mill, custom-built to your requirements.

- Tooling Included
- Operator Training & Start-Up Assistance
- Installation Available
- 1-Year Warranty
- Financing Available



**FREEDOM MILL SYSTEMS**  
freedommillsystems.com  
(419) 832-0787

We're more than  
world-class coatings.  
We're your trusted  
partner.



### With you every step of the way

For over 135 years, PPG has built a strong reputation as a global coatings leader. Our AQUACRON® 200 semi-transparent urethane and Aquacron 100 solid-color coatings deliver excellent exterior protection in over 1,800 PPG THE VOICE OF COLOR® custom hues.

PPG delivers more than world-class coatings. Unlike many coatings manufacturers, we provide on-site technical support and application training, color matching and consultation services, online invoicing and payment tools, and a newsletter filled with informative technical articles.

We also offer a wide variety of sundries, including touch-up kits, wire-cage roller frames and covers, chip brushes, boxes of plastic, masking tape, TOP GUN® caulks and GRACO® spray rigs.

With PPG's personalized inventory management program, you won't wait weeks for your products to ship across the country. We'll keep your coatings and sundries stocked in our local service centers, shortening lead times and reducing your need for on-site storage.

We're with you every step of the process. To learn more, visit [ppgtruefinish.com](http://ppgtruefinish.com) or call 1.866.PPG.TRUE.



Aquacron, the PPG Logo and PPG TrueFinish are registered trademarks and We protect and beautify the world is a trademark of PPG Industries Ohio, Inc. The Voice of Color and Top Gun are registered trademarks of PPG Architectural Finishes, Inc. Graco and UltraMax are registered trademarks of Graco Minnesota, Inc. Husky is a registered trademark of Home Depot Product Authority, LLC. Scotch is a registered trademark of 3M Company. ©2019 PPG Industries, Inc. All rights reserved.



We protect and beautify the world™

# Breathe Easy

## Backyard Shed Ventilation Prevents Air Quality Issues

BY KAREN KNAPSTEIN

It's important for all buildings to have proper ventilation — even mini buildings. Building a portable shed that has a strong, weather-tight envelope is a key to protecting what's inside, but without proper ventilation, it won't take long for problems to develop. All the materials that go into building a structure give off volatile organic compounds (VOCs). Without ventilation, you're trapping those VOCs inside.

Humidity is also trapped. Mildew and mold could develop and the contents of the shed could be ruined. If the humidity is high enough, the shed itself can deteriorate. If it's a playhouse, she-shed, workshop, or a similar building that people spend a lot of time in, it could cause serious health issues.... The more time people spend in them, the more important it becomes for the building to have a fresh air supply.

"Air quality is important in all buildings for the comfort and health of the occupants," said Kyler Pope, Sales and Marketing Manager, Plyco Corporation. (Plyco manufactures and distributes a variety of ventilation products designed to meet most airflow requirements.)

Vertical distance between the intake and exhaust create better natural ventilation.



Including gable vents in a garden shed prevents VOC buildup and results in a healthier work and storage space for the owner. PHOTO CREDIT: LOUISIANA PACIFIC

"The purpose of a ventilation system is to move warm, moist, dusty and smelly air with the correct amount of fresh air."

When determining the ventilation options for a shed, keep in mind the inlet and outlet volumes need to be the same for it to work properly. "For any ventilation system to function properly, an equal amount of fresh air must be introduced into the space to allow the vent to exhaust the air out through the ridge," said Shannon Clark, MWI Components. "Without an equal or slightly greater inlet area, no manufacturer's ridge vent will function properly. In fact, improper ventilation will produce stagnant air. In some cases a

lack of intake can even lead to a vacuum at the ridge as air is pulled in. This may result in water and/or snow damage," she explained.

### Calculate Ventilation

To calculate the optimal amount of ventilation needed, follow the US FHA 1:150 rule: One inch of ventilation for every 150 square feet of floor space. So a 12'x12', 240 sq. ft. shed would need 70 sq. in. intake and 70 sq. in. exhaust. Product descriptions will list the amount of space available for air to freely flow as the net free area. If there is a slight difference in net free area between intake and exhaust,



# Going In The Right Direction

**Over 25 Years Experience  
Importing European Lumber**

Since 1990, Capital has been working with the highest quality European sawmills, guaranteeing that every shed manufactured exceeds the industry standards...

**2x3' • 2x4' • 2x6' • 2x8'**



**Tom Merkert  
Rob Hoffman  
Ryan Chitwood**

**CAPITAL**  
FOREST PRODUCTS  
800.255.3405  
CapitalForestSheds.com

Proud sponsor and  
founder of the





Stale, moisture-laden air is exhausted through the ridge vent and functional cupola. Louvers incorporated into the cupola design prevent water infiltration.

PHOTO CREDIT: PLYCO CORPORATION

## Royal Crowne Cupolas



717-288-2630







- \* 120 mph Wind Rated
- \* Easy installation
- \* Sizes 24" - 72"
- \* Square or Octagon
- \* Louvers or Windows
- \* Weathervanes



www.royalcrowne.com



the larger opening should be at the lower position — at the eaves — which will create a positive airflow from the eaves and out through the ridge.

### Components

The size, purpose of the building and the amount of time people spend in it would add more options to the discussion, but ventilation choices best suited for utility and hobby sheds include vented soffits, gable vents, cupolas and ridge vents. Vent-ed skylights and powered vents would also be fitting choices.

### On the Ridge

Since warm air rises, ridge vents are a very efficient way to ventilate a shed. At the risk of oversimplifying, a gap is left open at the ridge line and is then covered by the appropriate type of ridge vent, determined by the type of roofing material used and amount of ventilation needed. On a shingled roof, a continuous ridge vent runs the length of the ridge and replaces the ridge shingles. Interior baffles permit air to flow out but prevent rain from blowing in.

If the shed has a metal roof, then you could opt for the vent strip/ridge cap combination. In this configuration, a barrier product is mounted on either side of the ridge opening that prevents infiltration of wind-driven rain and it is topped with a ridge cap. The ridge cap could match the roof metal, or you could opt for a translucent ridge cap to increase natural lighting. Direct Metals offers a polycarbonate ridge cap that is UV protected throughout the panel (not a top coating) and has a



Vented soffits allow the maximum amount of fresh air intake, which pushes stale, humid air out of the ridge vent, cupola, or gable vent. PHOTO CREDIT: MWI COMPONENTS

# DYNAMIC FASTENER

*Everything for the Metal Builder & Roofer®*



**FREE** 140 Page Full Color Tool & Fastener Hand Guide provides prices, engineering data & details product offering.

**DYNAMIC FASTENER** is specifically geared to handle the needs of the Metal Building Contractor. We provide in-house custom color painting of screws and rivets with just a one or two day (days, *not* weeks) lead time. Over 100 million rivets, mostly pre-painted, & tens of thousands of power tools are stocked and sold at the lowest prices. Highest quality, top name brand fasteners are stocked and sold at the lowest prices. Same day shipment on orders received by 4:00 p.m. CST. We are a supplier to the largest metal building manufacturers.

We want to be **YOUR** source for screws, pre-painted rivets, anchors, flashings, Dyna-Guard® snow retention system, safety equipment, hand tools, power tools and accessories.

7 warehouses to serve your construction needs for tools and fasteners

(MAIN OFFICE)  
Kansas City • Chicago • Houston • Las Vegas • Memphis • St. Louis • St. Paul

CALL 800-821-5448 or Order Online @ [DYNAMICFASTENER.COM](http://DYNAMICFASTENER.COM)



Call for your Free Full Color 140 Pg. Hand Guide. Better yet, call us for your next tool or fastener requirement. Discover for yourself why your peers enjoy doing business with our company!



10-year light transmission and 10-year hail breakage warranty.

Another option is to install a ridge ventilator in addition to vented soffits or wall louvers. Since there is no barrier product, air moves more freely. The fresh air enters through either the vented soffits or wall louvers and moisture-laden, stale air is pushed out through the ridge ventilator. Low-profile models are available, which means they don't look out of place on a small building.

### Cupolas

"A cupola is used to enhance the appearance of the structure," said Pope. "In the case of a functional cupola it can create ventilation and add light to the inside of a building. The air flow provided by a functional cupola can also be achieved with a correct ridge vent/soffit system in most cases."

"Good ventilation is critical for the structural integrity of all roof types," said Glen George, owner of Ag-Co. Most cupolas that are installed on buildings these days are cosmetic, but there are still some owners who opt for functioning cupolas.

Ag-Co's cupolas are rotationally molded polyethylene; the UV-inhibited plastic is the same color all the way through so they will never rust or decay. "The reason we mold them is we can do it in two pieces," George said. Having

only two pieces and having the roof pitch lines molded into the base make it much easier for installers. The company's functional cupolas are designed with louvers to prevent rain infiltration, and screens to provide ventilation while preventing visits or infestations of insects and vermin.

"It's a matter of individual taste," said George, "but nine times out of 10 people will choose to put a cupola on their building."

You can give your customer the best of both worlds by installing a decorative cupola for the good looks and a pair of gable vents for actual ventilation. That way there's no need to cut a hole in the roof.

### Gable Vents

In a small shed, it's likely a pair of vents placed high on each gable wall, that's needed. This is the case especially if the shed is positioned so a gable vent catches the prevailing airstream. If the shed is going to be sited where the wind is blocked, a powered wall vent is an option to consider. Another reason to consider an electric (or solar) exhaust fan is to remove moisture and fumes from the owner working (or playing) in the shed for lengthy periods. The powered wall vent should be mounted at the gable that is opposite the prevailing wind to push out stale, polluted air and help draw in fresh air.

**Plyco's Low Profile Ridge Ventilator is designed for the builder of garages, mini-storage or other small recreational buildings. It's designed to be used with wall louvers or vented soffits.**

PHOTO CREDIT: PLYCO CORPORATION

### Build To Last

What's the point of using roofing and siding materials that are warranted to last 30 or 40 years if the shed isn't vented and it rots from the inside out? Building sheds with proper ventilation will help maximize the lifespan of those buildings. It will show your customers that you're not building disposable sheds and that their long-term satisfaction matters to you. In the end, your customer gets a great addition to their homestead and you get the satisfaction of knowing they'll recommend you as a builder. **GCSB**



**Louvers incorporated into the cupola design prevent water infiltration. Interior screen prevents visits from bugs and other critters.**

PHOTO CREDIT: PLYCO CORPORATION



# HELPING TO BUILD YOUR VISION

Every contractor and builder has a vision! Let us help you convert your vision to reality. We are more than just a building supply company. Learn more by calling us today.

## MANUFACTURING & DISTRIBUTING BUILDING SUPPLIES

We provide all the essentials that take a project to the next level. We all know what it's like trying to find the right product for the job. These are just some of our most popular items:



**ARCHITECTURAL  
SHUTTERS**



**EXTERIOR DOORS**



**ARCHITECTUAL  
COLUMNS**



**Gable Accessories**

**10% off  
YOUR FIRST  
ORDER**

Limited Time Offer  
Code: SM10

## WHO ARE WE? **FAMILY**

Shed Windows and More, Inc.® and Home Design Extras, have been family owned and operated for over 16 years. Our goal is to provide the best customer service and products from our family to yours.

- ✓ WINDOWS
- ✓ HARDWARE
- ✓ CUPOLAS
- ✓ DOORS
- ✓ WINDOW BOXES
- ✓ WINDOW HEADERS



### Get in Touch

- 📍 Shed Windows and More, Inc. ®
- ✉ info@shedwindowsandmore.com
- ☎ 843 - 399 - 1820

**F**or a post-frame building to function properly, it needs to be more than just a building. It should be a complete system that's engineered and built to help ensure good indoor air quality.

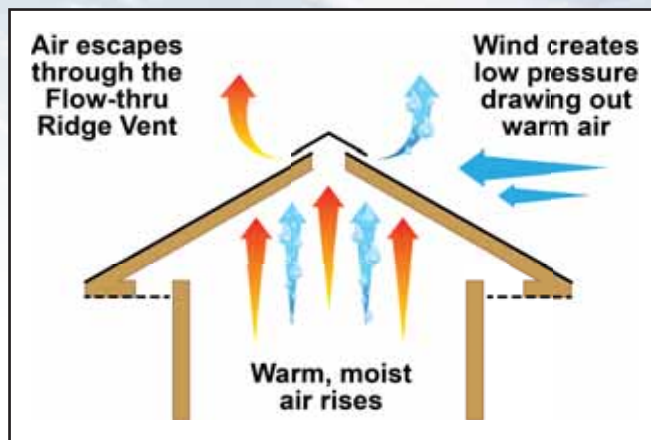
This is a critical factor for the well-being of the building itself, as well as all the things that go inside it — from vehicles and equipment, to livestock and horses, to your customer and their guests.

Taking steps to ensure good air quality in a post-frame building will, for example, keep it cooler on hot days, prevent moisture from dripping on your customer and their things, and help your customer stay safer and more comfortable when they're in it.

So how can you achieve good indoor air quality? It all comes down to controlling the airflow with proper ventilation. Learn about the essentials for proper ventilation and explore what ventilation system may be right for your customer's building.

### Ventilation 101: Outflow and Inflow

Let's take a look at how proper ventilation works by examining a basic passive ventilation system.



### Vented ridges: Out with the moist, stale air

The process starts with warm, moist air rising inside a post-frame building. (In the case of a lined building with a ceiling, air is rising in the building's attic.)

As the diagram shows, thermal convection, which is basically the movement of heat through fluid motion, causes the air to

# Let Your Building Breathe

## Why Proper Ventilation Is So Crucial (and How to Achieve It)

BY BRET BUELO • WICK BUILDINGS, INC.



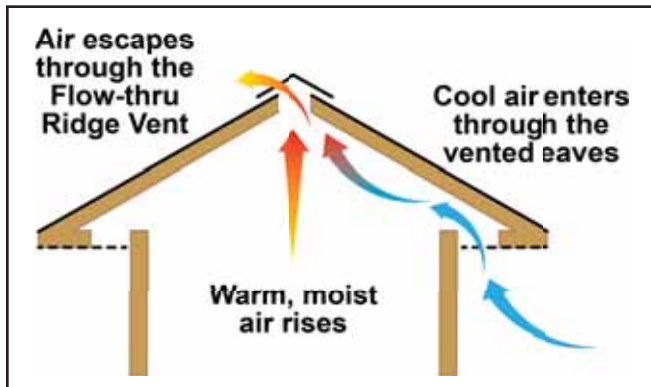
escape through a ridge vent. (Wick provides our customers with a cost-effective flow-thru ridge vent as standard, with a variety of options should the building require more ventilation.)

In addition, wind hitting the roof can actually aid this process by creating low pressure, which further draws out the warm air through the ridge vent.

#### **Vented eaves: In with the cooler, fresh air**

When that warm, higher humidity air escapes through the ridge vent, it creates negative air pressure inside the building.

And that's when vented eaves come into play.



Vented eaves are the yin to a vented ridge's yang. They enable the negative air pressure to draw in cooler, lower humidity air from outdoors. (Other openings, such as doors and windows, can facilitate the process.)

Voilà: That's post-frame building ventilation in a nutshell.

#### **Finding the sweet spot for outflow and inflow**

Not surprisingly, one-size-fits-all ventilation isn't the best solution. For the most effective ventilation performance, you want to strike a balance between the outflow and inflow of air. And that requires careful consideration.

You will want to make sure the building has the right ventilation for the type of building your customer is erecting — and for what's inside it. An engineer should be able to calculate what the building needs in order to achieve optimal inflow and outflow.

#### **When does your customer need more than a conventional passive ventilation system?**

The basic system described above can work great for many types of sheds and post-frame buildings. There are, however, scenarios where your customer may need more ventilation. Here are some common examples:

**Curing new concrete.** New concrete will release moisture during the curing period. A general rule of thumb is that it takes one to two months of drying time per inch of concrete pad, depending on humidity levels and temperature.

**Washing equipment.** Frequently washing equipment or vehicles inside a post-frame building will add moisture to the air and create a need for more ventilation. Concrete is porous and will retain water, even if the building has floor drains and the doors are open while your customer is washing.

**Storing materials that off-gas.** If your customer stores chemicals like fertilizer or other off-gassing substances in an enclosed building, the building will need increased ventilation.

**Using chemicals inside.** Using spray paint, high-strength cleaning materials, or other strong chemicals demands a high-ventilation environment.

**Housing animals.** When large animals like livestock and horses breathe, sweat, and generate waste, your customer's building is going to have higher levels of moisture and odor and thus a greater need for more ventilation to improve air quality.

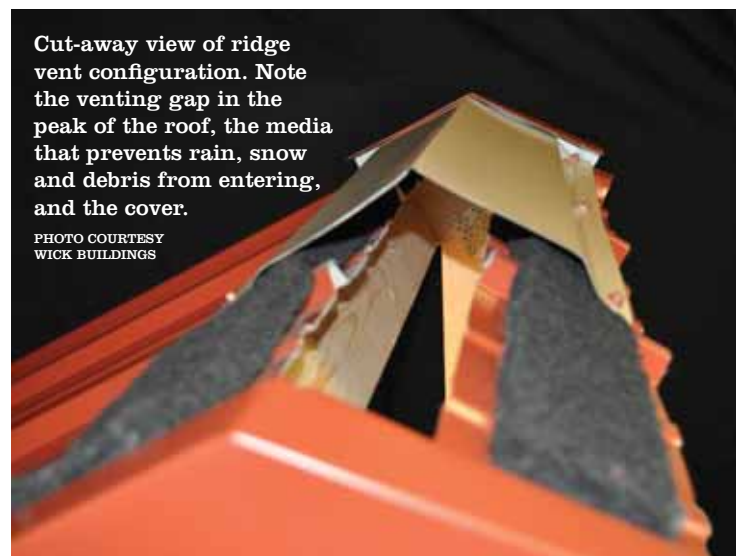
**Using as a living space.** If your customer plans to work or live — or just spend a lot of time — in their post-frame building, your customer will need additional ventilation. In fact, commercial and residential building codes specify the amount of "air turns" needed in a human-occupied space to ensure adequate air quality for maintaining good health.

#### **What options are available if your customer needs more ventilation?**

If your customer does need more ventilation, there are a number of possibilities, ranging from higher volume passive ventilation options to various powered ventilation systems.

#### **Passive ventilation options**

**Open ridges.** These are used with higher density livestock housing and maximize the passive air flow through the ridge area. However, Mother Nature will send rain and snow through the open ridge, so make sure the building is designed properly.



**RV-35 and RV-100 ridge vents.** These industry-standard higher profile passive vents provide a larger volume of air flow through the ridge, yet still provide weather protection.

**Vented cupolas.** A vented cupola sits on top of a roof ridge and can be used in conjunction with other ridge venting systems.

**Gable vents.** These are located high on the gable wall in the attic area, ideally on both ends of your customer's building, to allow air to flow in and out of the building.

### Powered ventilation options

**Attic fans or ventilators.** Mounted either in a gable wall with opening and closing shutters, or under a covered vent in the roof, they can move a lot of air and can be triggered by temperature or humidity levels.

**Power vented cupolas.** These electric fans mount in the cupola and can also be triggered by temperature or humidity levels.

**Exhaust fans.** Similar to the common bathroom fan, these can be used to remove moisture, vapor, or odors from interior spaces or rooms under the attic. Use the appropriate filtering system for the type of exhaust being removed.

**Air exchangers.** This option is commonly used in residential and commercial environments when the HVAC system is exchanging interior air that is heated or cooled with fresh outside air.

### When moist air meets a cold roof: A special note on condensation

When temperature and humidity conditions reach the dew point, moisture condenses on the underside of a non-insulated metal roof. And when there's a lot of condensation, drops of water form and start to fall, potentially damaging whatever contents lie below.

The traditional method for combating condensation is to insulate the roof so that the temperature on the inside roof panel never reaches the dew point.

However, there are simpler, more economical solutions. If your customer doesn't plan on insulating the entire building, you'll want to consider installing some type of condensation control system on the underside of the roof.

For example, Wick Buildings offers the DRIPSTOP™ Condensation Control membrane, which arrives at our customer's building site already in place and installed with the roofing panels. (The membrane is self-adhering and is applied to the panels in the roll forming phase.)

### Proper ventilation means peace of mind

If your customer needs a post-frame building or shed in the first place, then your customer needs good ventilation. No matter what goes in — and what goes on — in your customer's building, the fundamentals of proper ventilation should apply.

Be sure you identify up front all the ways your customer will be using the building. Then plan accordingly for the appropriate ventilation system. Ultimately, when your customer's building can breathe easier, so will your customer and so will you. **GCSB**

# Climate & Ventilation

COURTESY OF SNAP-Z

Ignoring proper roof ventilation can become a costly mistake for both the owner and you, the builder. It can cause mold, ice dams and higher heating and cooling bills in temperature-controlled buildings. Improper ventilation can also damage your reputation. If an owner experiences issues because of improper ventilation, they will blame these issues on the contractor.

### Cold Climates

In a cold climate, the main goal is to keep the roof cold to prevent ice dams. We have all seen the damage ice dams can do to a roof and the leaking it can cause. Proper ventilation helps keep the roof from getting too warm by removing warm air that rises from the conditioned space below.

If this warm air is not removed, it warms the roof, which can begin melting the snow and start the subsequent thaw/freeze cycle. Proper roof venting also removes humidity that moves from the conditioned space to the attic. This helps prevent mold and other moisture issues.

### Warm Climates

In a warm climate, proper ventilation is critical for removing warm air from the attic. This warm air is often the result of a hot solar-heated roof. It also helps keep moisture out of the building, particularly if it's in an area with heavy precipitation and wind. Even a small leak can quickly cause major damage, whereas proper ventilation can help minimize the damage.

Roof ventilation in warm climates also has a financial advantage for the owner. Bringing the shed temperature as close to the outside temperature as possible minimizes the risk of damage to whatever is stored in the building. Plus, if the owner decides to condition the air, it will cost less.

### Mixed Climates

In a mixed climate, which covers much of the United States, proper ventilation provides the benefits of both cold and warm climates depending on the season. In the wintertime, ice dams will not form on the roof. In the summertime, the owner will have lower cooling bills with a moisture-free attic, no matter what the weather brings.

Educate your customers: Proper roof ventilation applies to every building in every climate and should not be ignored. **GCSB**





PHOTO COURTESY OF STOUTZUS STRUCTURES

**GARAGE • CARPORT • SHED**  
**BUILDER**  
**SHOW**

**CENTURY CENTER • SOUTH BEND, INDIANA**  
**FEBRUARY 4-5, 2021**

**PRESENTED BY SHIELD WALL MEDIA,**  
PARENT COMPANY OF GARAGE, CARPORT & SHED BUILDER MAGAZINE

**SPONSORED BY:**



**FOR MORE INFORMATION CONTACT GARY REICHERT:**  
**gary@shieldwallmedia.com • 715-252-6360**

# Gutter Protection

## Add-on Service Can Increase Profit Margins

BY SHARON THATCHER

**A**re you a roofer or builder looking to add a high-margin product to your offering of add-ons? Jim Ealer, Midwest Enterprises, maker of the E-Z-Gutter Guards brand ([www.e-zgutter.com](http://www.e-zgutter.com)), says gutter protection is the most profitable install product in the building envelope, and one often missed by roofers.

“A lot of roofers are missing out when they don’t add gutter protection onto their estimates,” he said. “Roofing and gutters are getting to be commodities, but gutter protection is still a high-margin item.”

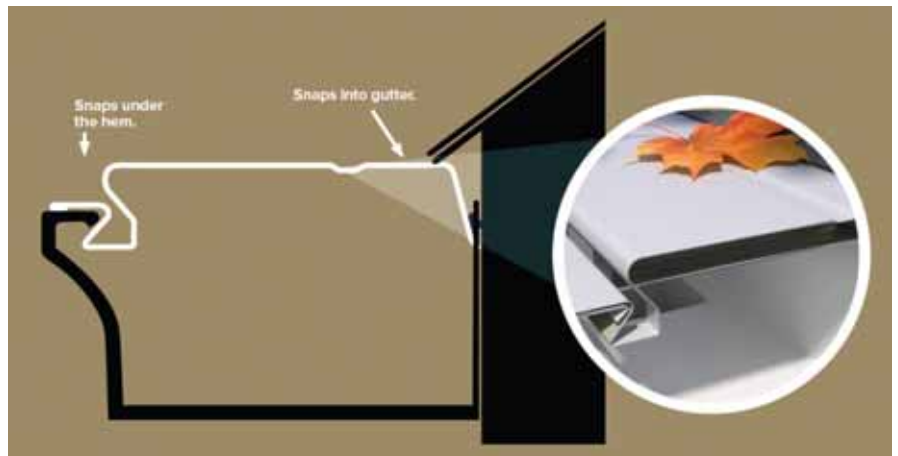
The field of gutter protection has come a long way since it gained attention back in the 1980s. Ealer credits a product called Gutter Helmet for changing the market with its high-profile TV ads. Suddenly, consumers understood the benefits of covering their gutters to avoid the tiresome task of cleaning them of debris.

Ealer’s father, Jim Sr., was already aware of the importance of gutter protection having been a gutter installer. In fact, he developed his own brand of gutter screen.

“We were the largest gutter installer in the St. Louis region,” recalls Ealer. “We were doing 75% of all housing starts. We put a lot of gutters up in the 1980s.”

Ealer was 14 years old when his father started the business and, by the time it was transitioned into manufacturing gutter guards, he spent 20 years himself as an installer. “I was crew chief, so with my crews I was responsible for over a million-and-a-half feet of gutter. In ’83, my father designed Easy Lock, the very first powder-coated screen.”

In 1999, the Ealer family moved out of



*A newer style of gutter protection developed by Midwest Enterprises offers a snap-in system that makes for easier installation without disturbing the roof. PICTURED IS THE E-Z-HYDROCLEAN. GRAPHIC FROM MIDWEST ENTERPRISES*

gutter installation and went full time into manufacturing a growing list of gutter protection products. They installed their first powder-coat line in 2000, and added a second powder-coat line in 2010. Today, they manufacture and sell more than 20 varieties of gutter protection.

### Gutter Protection

As a roofer, you may not want to add gutter installation to your repertoire of services, but might instead contract that work out to an installer who has the necessary tools and machines. But when you are selling a roof to a customer, you are typically the first person that customer approaches about roofing-related issues. That gives you prime opportunity to sell them on the need for gutters and gutter protection. It behooves you to have some basic knowledge about why it is important and what types of each are needed based on regional conditions.

**Gutter Size:** First is understanding

gutter size (measured from the outside of the fascia board to the outside of the gutter). For residential use, 5” gutters are standard for traditional shingle applications. For most metal roofs, a 6” gutter is considered standard.

“No matter what part of the country you are in, you need to go with the 6” gutters,” Ealer noted. “Heavier gutters, [and] thicker, stronger gutters hold a bigger volume of water.”

A special note: Tile and metal tile roofs require at least a 6” or 7” gutter. With tile roofs, Ealer noted: “Water will roll off the top and in between the tile ridges, so instead of spreading the water all the way across the roof, it’s concentrating it, narrowing it down to little troughs. You’re effectively cutting the size of your roof in half or more, so it’s very important to use wider gutters.”

The most trouble-free option for the building owner is a metal seamless gutter, made as one continuous gutter on a job site gutter machine.

**Proper Gutter Placement:** One point that is often overlooked by metal roofers who do attempt gutter installation themselves, or who are assessing a problem area for a re-cover estimate, is proper placement of the gutters. On metal roofs, the gutter needs to be installed below the roofline. This can be particularly important in certain regions where heavy rain or snow can damage gutters.

“You want your gutter a little lower than if you were installing [it] on a regular shingle roof,” Ealer said. In areas with heavy snow, the reason is more obvious.

“If the ice and snow comes off the metal roof, it’s going to be frozen straight, so it is going to come off the roof at the same plane as your roof. If the gutter is installed above that line, then the snow is going to catch on the front of your gutter. If you install below the roof plane, you stand a better chance of the snow or ice missing your gutter and gutter cover.”

A word on stone-coated metal: it’s better than standing seam at slowing down water and keeping ice at bay, but should also have gutters installed below the roofline.

**Hangers and Spacing:** Strong, well-placed gutter hangers will aid in controlling gutter damage.

“Any good gutter installer is going to use heavy duty hangers and space them more often,” Ealer said. “You want to make sure you use really strong hangers; standard spacing is 24”...On a metal roof, you want to make sure you have them at a maximum of 24” apart, and better yet 20”. And that’s true whether you’re working in the northern climates with snow, or in the southern climates with rain. The water comes off the metal roof so fast, it’s going to fill up the gutters faster, so there’s more weight involved.”

Also, make sure the hidden hangers are screwed very securely.

**Snow Retention:** In snow and ice areas, snow retention for metal roofs is essential.

“The thing you have to remember, whether it’s snow or rain, the metal

roofing is so much slicker and faster than standard shingles so it’s really necessary in cold areas to use snow brakes. That is one of the most important things to do,” he said.

**Gutter Cover Options:** On metal roofs, (after the snow retention is installed and the gutters are placed lower than the roofline with ample strong hangers spaced correctly), the icing on the cake is the placement of gutter covers. Regional conditions again play a role in the best selection. Covers, in fact, don’t just help with keeping debris out of gutters and eliminating routine cleaning, they also help control rain and snow.

A solid gutter cover is best in heavy snow areas. “If it’s a solid aluminum gutter cover on top of the gutter, that will help shed the snow and ice off the gutters,” Ealer explained.

“In the South, where heavy rains are more prevalent, the best choice is a screen. Those accept more water (the big downpours they have), but they’re not really good for holding up snow,” he added.

A general rule of thumb: Use gutter covers where it snows, and screens where it rains.

More than a year ago, Midwest introduced the first gutter cover that is particularly good for metal roofs.

“We came out with E-Z-HydroClean and E-Z-HydroClean High Capacity,” he said. “It’s the only solid gutter cover in the country that just snaps into the gutter; you don’t need to fasten it with any screws to the gutter or the roof. It’s very low-profile.”

The High Capacity version is considered the company’s “Cadillac” of gutter protection styles.

**De-Icing Systems:** If you are in an area where freezing and thawing occurs throughout the winter, the building owner may wish to invest in a roof de-icing, or radiant heat, system to keep damaging icicles at bay, particularly on the north-facing side of the roof where icing problems are typically more prevalent.

“A lot of times it depends on the freeze and thaw cycle, and which directions

your gutters are pointing, as to whether the roof is more susceptible to icicles,” Ealer noted. De-icing systems are not common on most roofs, and Ealer is not familiar with the options, but realizes that it can be an effective solution for some problem roofs and can avoid gutter and cover damage.

**The Trouble With Trees:** What type of trees are near the roof can make a huge difference in the type of gutter protection you should select.

“If you just have oak trees, then a standard type of screen is fine,” Ealer said. “But if you have trees with smaller leaves, like a poplar, you need a screen with smaller holes.”

The most difficult of all, however, are evergreen trees. “That’s the most difficult debris to combat,” he said. “A large volume of pine needles comes off a pine tree and fills up your gutters in the matter of no time. That takes a specialized gutter protection.”

### Give 'em What They Want

In his own arsenal of gutter protection, Ealer said Midwest Enterprises has developed just about every type of gutter cover for every situation, but admits that part of its inventory is to appease installers who are devoted to a particular style.

“Once a gutter installer has success with a product, it’s really hard to get them to change. They’re very loyal to that type of product,” Ealer said. “They may change brands but they won’t change types. So the reason we have so many different types of gutter protection is so the distributor can combine sales with all the different gutter protection they offer. Even though they might sell most of one particular screen or cover, they can also take care of the installer who might want an oddball type. There’s a competitor to all those types of screens, we’re just the only one that can provide them all.”

If you decide to offer gutter protection as an add-on, Ealer reminds you that knowledge is power, and knowing what can work best in your own area is half of the battle of upselling to your customer.

**GCSB**

**A**dding insulation to a structure reduces heat transfer. It prevents a building from heating up like an oven when it's hot outside, and it reduces heat loss when it's cold outside. No matter how airtight the building envelope, heat will still transfer through the building materials.

### Heat Gain/Loss

There are three modes of heat transfer: conduction, convection, and radiation. Conduction is direct heat flow through matter. It results from actual physical contact of one part of the same body with another part, or of one body with another. For example, aluminum is a strong, light, and stable material (i.e. it doesn't warp) that is easy to work with. All these characteristics make it a great choice as a window-framing material. However, aluminum transfers heat very well. This means, without a thermal break, an aluminum-framed window would do an excellent job conducting the heat from the inside to the outside of a heated building. The thermal break separates the inside aluminum from the exterior aluminum so the heat isn't conducted through the frame.

Convection is the transfer of heat within a gas or liquid, caused by the actual flow of material. In building spaces, natural convection heat flow is mostly upward and somewhat sideways. For example, a floor warmed with an in-floor radiant heating system loses heat by convection to the cooler air in contact with it. The sideways motion comes from heavier air rushing in from the side (and perhaps below, depending on the structure) to replace it.



The double-faced reflective foil insulation in this shop will make it a whole lot easier to heat and cool. Note the taped seams to prevent heat and moisture transfer. PHOTO COURTESY: COVERTECH

Radiation is the transmission of infrared rays through space. Every material for which the temperature is above absolute zero emits infrared radiation. All objects radiate infrared rays from their surfaces in a straight line in all directions until they are reflected or absorbed by another object. Even though the air is cool on a cool day, sunlight still feels warm because of the infrared radiation.

### Nevermind the R-Value

R-value is a number rating that indicates resistance to heat flow. The higher the R-value, the greater the insulating value. However, reflective foil insulation has a very low R-value compared to materials such as spray foam and fiberglass because it doesn't have the mass required to absorb and retain heat. "Reflective insulation uses layers of aluminum foil or metalized film, paper, and/or plastic to trap air and thus reduce convective heat transfer," explained the Reflective Insulation Manufacturers

# Beat The Heat

In Or Out, Reflective Insulation Keeps Heat Where It Belongs

BY KAREN KNAPSTEIN



Reflective insulation can make a huge difference on the internal temperature of a building. It's an excellent choice for storage sheds, machine sheds, ag buildings, and more. Check manufacturer specifications for proper installation. PHOTO COURTESY: COVERTECH

Association International in "Understanding and Using Reflective Insulation, Radiant Barriers And Radiation Control Coatings." Reflective insulation materials are designed to be installed between, over, or under framing members and, as a result, are applicable to walls, floors, and ceilings. When installed properly, it is very effective at keeping heat where it's wanted, whether that's inside or outside.

### Foiling Heat Loss With Reflection

Reducing heat transfer makes conditioned and un-conditioned spaces more comfortable. Reflective insulation products, such as Covertech Flexible Packaging's rFoil® and MWI's new Infinity Shield™, among others, drastically reduce that heat gain because most aluminum insulations reflect 95-97% of all radiant energy that strike its air-bounded surfaces. The bubble core and metalized film provide an excellent combination of heat reflection and thickness to stop both radiation and convection heat loss/gain. As an added bonus: Aluminum foil is one of the few insulating materials that is not affected by moisture, so its insulating value remains constant regardless of humidity.

### How It Works

The key to the success of reflective insulation is dividing larger building cavities into smaller air spaces. "The performance of the system is determined by the emittance of the material(s), the lower the better, and the size of the enclosed air spaces. The smaller the air space, the less heat will transfer by convection," explains the RIMA International guide book. "Therefore, to lessen heat flow by convection, a reflective insulation, with its multiple layers of aluminum and enclosed air space, is positioned in a building cavity (stud wall, furred-out masonry wall, floor joist, ceiling joist, etc.) to divide the larger cavity ... into smaller air spaces. These smaller trapped air spaces reduce convective heat flow."



MWI Components' new foil insulation, Infinity Shield™; Double Bubble Foil/Foil (with standard 2" crushed edge tab). PHOTO COURTESY MWI COMPONENTS

### MWI Components

For years, MWI Components has been a supplier of reflective foil insulation; however, the company just launched its own reflective foil insulation. Ben Nystrom, CEO - Sales and Marketing at MWI Components, explained, "We developed Infinity Shield™ to provide foil insulation users a product tailored to improve and speed up installation. The 2-year project has allowed us to build a state-of-the-art facility with the most modern and up-to-date equipment."

"Shortest industry lead times and enhanced product features were the driving forces behind developing and taking on this great company expansion," Nystrom continued. "Foil insulation still remains one of the best vapor barrier products for post frame and residential metal roofing."

Heat loss will occur at the seams if they aren't sealed properly. "We stock an additional reflective tape solution to join the rolls (sold separately)," Nystrom said, "but most contractors choose to just overlap the product. In the event of overlapping, our crushed tab feature is extremely beneficial. This crushed tab — provided exclusively at no upcharge — allows for easier installation, and the 2" tab eliminates measurement guessing when overlapping."

### Covertech Flexible Packaging (rFoil)

Reflective insulation is often installed during initial construction, but just last year Covertech introduced its patented Retrofit MBI System, which has proven itself to be a game-changer for moderating temperatures in metal and other buildings. "Installers and property owners recognize the benefits of the system," said Starr.

Retrofits offer a huge opportunity for companies that may be looking for another way to make money. The unique attachment

# TARGET YOUR MARKET

with Garage, Carport & Shed Builder Magazine



Garage, Carport & Shed Builder Magazine is the new industry resource for ideas, information and best practices for the manufacturers and contractors who build Garages, Carports and Sheds.

## LOOKING AHEAD...

### WINTER 2020 ISSUE

- Tiny Houses
- Entry doors, windows and accessories
- Carport Roof Options: Metal, polycarbonate, and fabric
- Garage, Carport, and Shed Builder Buyers' Guide
- Product Profile: All Parts, Products & Components

• **Advertising Deadline:**  
October 19, 2020

- Polybagged with *Rollforming Magazine* (Winter) and *Frame Building News* (January 2021)



**SUBSCRIBE FREE**  
NO STRINGS ATTACHED!

**SUBSCRIBE:** [www.constructionmagnet.com/subscribe](http://www.constructionmagnet.com/subscribe) or see the subscription card in this issue

**ADVERTISING:** Gary Reichert, [gary@shieldwallmedia.com](mailto:gary@shieldwallmedia.com) • 715-252-6360

**EDITORIAL:** Karen Knapstein, [karen@shieldwallmedia.com](mailto:karen@shieldwallmedia.com) • 715-513-6767



**Installing foil insulation with rFoil's Retrofit MBI System.**  
PHOTO COURTESY: COVERTECH

system allows quick installation with minimal interruption and no need to tear anything apart. The Retrofit MBI System is a simple installation: The clips are installed to the bottom of the exposed roof purlins and inside the wall girts; the reflective insulation is positioned reflective side facing up, a pin pierces the insulation, and it's held in place by the end locking cap.

Covertch's rFoil 2500 Series and 2600 Series of metal and post-frame building insulation consist of a layer of polyethylene bubble bonded to and sandwiched between a radiant barrier metalized foil and a white polyethylene sheet with washable



**Covertch's rFoil installed between the roof panels and the purlins on this post-frame structure will keep the building considerably cooler during hot weather. The ultimate goal in an un-conditioned building is to match the inside temperature to the outside temperature.** PHOTO COURTESY: COVERTECH



**rFoil manufacturers a complete line of reflective insulation for residential and commercial use.** PHOTO COURTESY: COVERTECH

UV-resistant facing. The 2600 Series Ultra-White is a reflective insulation material that comes with a 10-year warranty against ultraviolet light degradation. If the Ultra-White's white facing breaks down due to exposure to indirect UV light, Covertch will provide new rFoil – Ultra-White insulation product to replace the defective material. Plus it will provide up to \$0.75 per square foot to assist in any cost for the replacement of the defective product.

The 2200 Series is a layer of polyethylene bubbles bonded to and sandwiched between two radiant barrier metallized foil sheets.

John Starr, Vice President/Partner at the Toronto-based company said rFoil is a “pretty simple product that solves a major problem. It provides a cost-effective, energy-efficient way to insulate a building, controlling heat gain and loss and condensation.

“rFoil is pretty easy to work with,” Starr continued. “It's not thick, it's lightweight and easy to install. If it tears, it's easy to repair.” The most common question he answers is “Which side goes up?” He said: The foil facing side always goes towards the metal.

In addition to being easy to use, you can install reflective insulation with a clear conscience, too. It's an environmentally safe building material that is non-toxic, and user and building owner safe. **GCSB**

*Learn more about reflective insulation from the Reflective Insulation Manufacturers Association International (RIMA International), [www.rima.org](http://www.rima.org).*

# Exterior Upgrade

## Classic Cape Cod Gets Shingle, Siding Makeover

**C**ape Cod-style homes are truly an American invention, valued since their 17th century origins for their manageable size, energy efficiency, and flexible layout. Born out of the seaside communities around Cape Cod Bay, these quaint homes are common throughout the suburbs of New England. One Boston-area Cape Cod home was badly in need of a facelift and recently got one thanks to Residential Exteriors, Inc. (REI Roofing) in Holbrook, Massachusetts.

Cape Cods are known for their signature split cedar shake siding, which is rustic and durable, but requires constant maintenance. After some years of neglect, this cottage-style home started to lose its charm. The wooden siding had begun to rot and the asphalt roof had started to break down, making it susceptible to leaks.

### Maintaining Charm without the Maintenance

It was more than apparent that this suburban-Boston home and its adjacent garage were in need of some love. As New England homes are often in the path of powerful Nor'easter storms, it's important for siding and roofing to maintain its integrity. REI Roofing, a CertainTeed SELECT ShingleMaster™ roofing contractor, provided the homeowners with options that would help them maintain a New England look, but with long-term, maintenance-free beauty and durability.

### Modern Innovation with Traditional Looks

To meet the homeowners' needs, REI Roofing chose Cedar Impressions® Triple 5" Saw Mill Shingles in Sterling Gray for the exterior walls of the home and garage, and Landmark® Premium Shingles in Cobblestone Gray to replace the roofs.

Made of polymer, the siding requires no paint and no maintenance other than an occasional scrubbing with soap and water. Its molded surface replicates the sawmill texture of traditional cedar shake siding, without the vulnerability to insects, algae, and mold that comes with organic materials. The multi-layer construction of the Landmark Premium shingles provided the beauty and depth of wood shake roofing, complementing the siding to create a cohesive, well-designed look.

### Award-Winning Design

The modern gray roof paired nicely with silver-gray siding, winning over the homeowners with a combination of old and new styles. This stunning project also earned REI Roofing a CertainTeed Remodeler of the Quarter award. **GCSB**



The roof and siding rehab performed by REI Roofing, Holbrook, Massachusetts, earned the company a CertainTeed Remodeler of the Quarter award.



As evidenced in the inset photos, this Cape Cod home was in dire need of a face lift. PHOTO CREDIT: CERTAINTEED.





# 2ND ANNUAL Construction Rollforming Show 2020

Presented by the Publishers of Rollforming Magazine

COVID-19 SAFETY MEASURES IN PLACE  
SCAN TO SEE



December 10-11 • Duke Energy Center • Cincinnati, OH



**REGISTRATION NOW OPEN!**



[www.eventsquid.com/event/10911](http://www.eventsquid.com/event/10911)

SPONSORED BY:



**FOR MORE INFORMATION CONTACT GARY REICHERT:  
gary@shieldwallmedia.com • 715-252-6360**

# Delivery Matters

## Making Quick & Safe Deliveries

BY KAREN KNAPSTEIN

If your company builds miniature buildings and you don't offer delivery, it's in your best interest to look into it. When you can take the worry of delivery away from a potential customer, you're one giant step closer to closing the deal.

Two pieces of equipment make portable shed and mini barn delivery a whole lot easier: the shed mover and the delivery trailer.

### Trailer Safety

Without the proper equipment, getting a shed to its final destination can be tricky—if not downright dangerous. Perhaps you've seen what can happen when a portable shed is loaded onto a trailer that's under-rated or under-sized. Or perhaps the shed buyer decided they can handle it themselves. It's not pretty; the shed can flip off the trailer, the trailer axle can give out. As a professional, you're in the right position to take the work and worry off the consumer's shoulders.

The boom in the backyard shed industry has led to innovations in specialty trailers as shed builders seek easier and safer options for delivery. Features on custom shed-delivery trailers might include sideways wheels; belts or chains embedded in the trailer deck to draw the shed onto or off of the trailer; various hydraulic systems to tilt, raise, and shift the bed without having to move the trailer; on-board motors; front extensions; tail extensions; hydraulics to raise the entire bed; hydraulic side-shift tail; wireless remote controls ... the list goes on and on.

As you can imagine, the bells and whistles can bump up the price of these



**The 727T Mule is Cardinal Manufacturing's most powerful shed mover. It's equipped with an electronic fuel-injected 37HP Vanguard engine.**

custom trailers. Beginners and dabblers in the industry don't despair: There is a healthy used equipment trade. Some manufacturers even offer used trailers.

While we can't cover all the custom options of these trailers, there is one area that is common to all of them: Safety. Towing a trailer—especially a loaded trailer—can be intimidating if you don't have the right tow vehicle or equipment, so here are a few (by no means all-inclusive) towing basics:

1. Match the maximum trailer weight allowed for the tow vehicle to the Gross Vehicle Weight Rating (GVWR) of the trailer. Don't exceed the GVWR; you can find it in the owner's manual.

2. Make sure your tow vehicle tires and your trailer tires are properly inflated.



**The hydraulic T-bar helps stabilize the shed while being moved into position.** PHOTO CREDITS: CARDINAL MANUFACTURING LLC

Check tire inflation before each delivery.

3. Make sure your tow vehicle has the correct plug to match your trailer.

4. Check the coupler for fatigue, damage, cracks or missing parts before towing. Be sure the hitch ball size matches the coupler size for the trailer and make sure the GVWR of the hitch ball exceeds the GVWR of the trailer.

5. Don't overload your trailer. You should load 60% of your cargo's weight

in the front of the trailer. This will put approximately 10% of the loaded trailer weight on the hitch. Always secure the trailer to the tow vehicle when loading or unloading.

6. Check your lug nuts frequently. During the first 200 miles of towing your new trailer, check them every 50 miles. After the first 200 miles, check them before every trip. Proper torque for tightening lug nuts is between 90 and 120 ft. lbs.

7. Know how your trailer works before taking it on a delivery. Tricked-out trailers can make your life a lot easier, but things can go the other way, too. They are much more complicated than a simple cargo hauler. The last thing you need is a shed catastrophe because you pushed the wrong switch.

### Shed Mules

Though a tricked-out trailer may meet the need in a lot of situations, there are many times when conditions are so extreme that the best trailer still falls short. Enter the Mule. Using a Shed Mule, there is no need to drive a loaded truck and trailer over the owner's lawn, possibly causing damage to the property. It also allows delivery into some pretty tight spots. Cardinal Manufacturing is an outstanding name in the shed mule game. For those not familiar, a "mule" is a tow-motor specially designed for moving sheds. One end of the shed is lifted with forks, and a pair of dollies are slid underneath between the skids. The shed is then lowered onto the dollies and the operator lifts the opposite end of the shed. The mule is then used to maneuver and steer the shed into its final placement. This simple configuration allows a single operator to easily move and place sheds.

Cardinal Manufacturing holds the patent for the "Mule" and currently manufactures four different models, so shed builders can choose the Mule that best fits their needs. All come with a hydraulic T-bar to steady the shed while

it is being moved.

The Mule 413 is the company's most economical and best-selling machine; it's suitable for moving small to medium sized sheds. The 413 has variable displacement hydrostatic drive and is powered by a 13-HP Honda engine that produces 44,000 in. lb. axle torque, with a mast capacity of up to 5,000 lbs.

The big boy of the bunch is the Mule 737T, which features a 37HP Vanguard engine. "With a standard 10,000 pound lifting capacity with power rotator, 119,000 in. lb. of axle torque, and 10,000 pound capacity dollies, the Mule 737T is especially equipped for the most extreme



**The optional wireless remote control gives the Mule operator maximum visibility while maneuvering the shed into place.** PHOTO CREDIT: CARDINAL MANUFACTURING LLC

deliveries of the largest sheds and cabins in the industry," Cardinal says.

In addition to the heavier load rating, options on the advanced models include wireless remote control, which allows the operator to walk around and view all angles of the shed during placement.

Steve Borntrager, Cardinal Manufacturing customer support specialist, shared a few recommendations of do's and don'ts while delivering sheds with Cardinal Mules. "There are a lot of safety features built in, and a lot of guidelines in the owner's manual. Get familiar with the safety features and follow the guidelines in the owner's manual," he said. "Do those things for the safety of the operator and the machine.

"Check the machine over daily to make sure things are as they should be," he advised. "Keep up on the regular maintenance. Most of the failures we see are from operator error and negligence," he explained.

"They say you should always have a spotter," he continued. "A lot of guys do [deliveries] by themselves, but you should always have one or two spotters along to make sure you're safe no matter what you do.

"Delivery is a niche market," he said. "Basically be very familiar with your machine. If you're not familiar, don't try to deliver a shed. Become familiar with your

machine at a yard where there's room to get to know it. Have some training before you try to use a machine in the field."

Borntrager said they sell directly to consumers, but they also sell through distributors, of which they have five and are on the lookout for more.

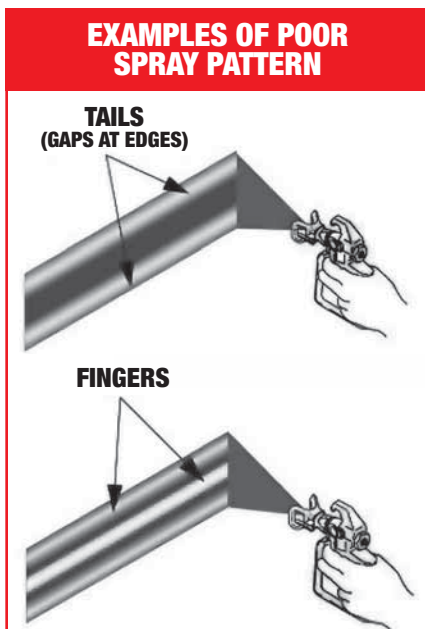
### A Final Recommendation

Delivery is an excellent benefit to offer your customers, but protect yourself from delivery-related complaints. Make sure you spell out the site preparation instructions so the shed can be placed properly. And you should strongly recommend—if not flat-out require—that the owner be there so any issues or questions can be resolved immediately. **GCSB**

# How Efficient is Your Paint Process?

Part 2 of a 2-Part Series

BY JAMIE WHITE, PPG SEGMENT SPECIALIST



**A**re you wasting paint? Raw material costs have a heavy effect on the bottom line of any manufacturer. In our last issue, we discussed two of four simple ways to help improve the efficiency of your paint process: Correct Spray Tip Size and Fluid Pressure Settings. In this issue, we will discuss Using Proper Spray Techniques and Spray Gun Extensions.

There are many techniques used to apply a coating to a shed. Ultimately, as long as the finished product is acceptable, then you have accomplished the finishing goal. However, that does not mean you were efficient in doing so. What if you could get that same acceptable appearance, but use less paint and take less time?

When applying coatings to a shed with an airless or air-assisted airless sprayer, there are five basic principles to follow. These steps will allow you to use less paint, reduce your painting time per shed, and get a better finish. They are as follows:

**1 Proper Distance from the Part:** Spray tips are designed to give their best performance roughly 12” from the part. When held too close, the finish will be too heavy. When held too far away, the majority of your coating will not make it on to the shed. Proper gun distance from the shed will result in the best finish possible.

**2 Correct Speed:** There is not one set speed to properly apply coatings to a shed. Each painter will spray at different speeds according to their experience and/or training. If the painter moves too fast, they will not get enough coating on the shed and will have to repeat the process in order to get the required appearance. Moving too slow will result in excess coating being applied and the chance for paint runs that will need to be corrected.

Incorrect painting speed will cost time and/or paint. You want to find the right speed for applying an even coat at 12” from the part with the proper tip size. It can take some practice, however it can have a significant effect on your efficiency.

**3 50% Overlap of Spray Pattern:** Most sheds are painted with a vertical spray pattern (painting up and down motion). After the painter makes their first pass, move over roughly 50% from the previously painted surface to make your next pass. By overlapping, you will achieve a more even coat. If you do not overlap, then you are susceptible to getting light spots or even stripes in your finish. These can require

additional coats to correct. If you are using a semi-transparent coating, the 50% overlap is critical to getting a consistent look. This overlap is also key when using a coating designed for one-coat coverage.

**4 Bending Your Knees:** To maintain 12” from the surface at all times the painter should be bending their knees. We see painters standing stiff and just moving their arms. This will cause your coating to be heavy directly in front of the painter and light above and below them. By bending knees, the painter will produce a much more uniform coating on the shed.

**5 Using a Spray Gun Extension:** The last aspect to achieving an efficient, acceptable paint job is using a spray gun extension (wand). This is a very effective tool that we unfortunately do not see enough shops utilizing.

Spray gun extensions come in different lengths. Although extensions are available from 6” – 144”, the most common lengths are 10” and 12”. The extension attaches to your spray gun where your tip guard normally attaches, with your tip and guard at-

taching to the end of the extension. This allows your painter to ensure the gun and tip are pointed directly at the building when they are reaching up to spray high points on the walls/gables or pointed down to spray the lower portions. They can also reduce the amount of time needed on a ladder (and increase safety) because you can now spray from the ground. When you do not use an extension there is a tendency to try to reach portions of the building from too far away, causing paint to go into the air and not on the part. (Note: spray gun extensions are not available with air-assisted airless sprayers.)

Applying the above five principles will give you the opportunity to increase your painting profitability. Please reach out to your local PPG Paint Specialist to further discuss painting tips.

GCSB

To better understand how to get the best coatings system, contact Jamie White ([jamiwhite@ppg.com](mailto:jamiwhite@ppg.com)), who will put you in contact with a PPG Truefinish Specialist in your market.



# DID YOU KNOW?

**It costs less to buy a Business Card ad than it does to have cards printed.**

**We even give your “cards” to more than 40,000 potential customers.**



**Actual Card Size  
(3.5” x 2”)**

**FOR MORE INFO CONTACT  
GARY REICHERT:**

**[gary@shieldwallmedia.com](mailto:gary@shieldwallmedia.com) 715-252-6360**

**DOORBRIM** sells stylish rain diverters with a gutter to protect and keep your shed dry.

- Easily installed in minutes •
- Made In U.S.A. •



**www.doorbrim.com**  
(754) 400-1357

Use coupon code GCS20



**SAFE-WAY**  
GARAGE DOORS  
*Make a Statement.*

1959 **60** Years 2019

A Lifetime of Quality and Relationships




**MADE IN USA SINCE 1949**



PANEL ROLLFORMER TRIM ROLLFORMER PURLIN ROLLFORMER CUSTOM ROLLFORMER

**ASC MACHINE TOOLS, INC., SPOKANE, WA**  
WWW.ASCMT.COM TEL: (509) 534-6600



**UNITED STEEL SUPPLY**

**STEEL PRODUCTS FOR THE METAL ROOFING & METAL BUILDING INDUSTRY**

*Understanding Superior Service*



**512-263-0954 • unitedsteelsupply.com**



**TAKE THE GUESSING OUT OF THE INSTALLATION.**  
Will the pipe flashing you have handle the correct pitch?

The NEW and IMPROVED Master Flash® Roof Pitch Data Calculator  
From the largest to the smallest Pipe Boots Available




**Master Flash® Roof Pitch Data Calculator**

<https://rpc.aztecwasher.com>




**D-F® Rivets.** Stock of over 75 million rivets, over 55 million prepainted. Over 100 different colors.

**DYNAMIC FASTENER 800-821-5448**




**Wall and Ceiling Panels and FORMS**

- Sanitary - Smooth - Bright White
- Easy to Clean - Non-Porous
- Perfect for Non - Food Contact Surfaces
- For Corrosive or High - Moisture Areas
- Quick Installation - Cut to the Inch Panels

View our New FORM Panel video on our website.

**888-818-0118 • www.epiplastics.com • info@epiplastics.com**

**EXTRUTECH PLASTICS, INC.**






**Radiant Floor Heat!**

- Warm, Silent & Efficient
- Hot Water or Electric
- Tankless Hot Water
- Slabs
- Wood Floors
- Geothermal
- Wood Boilers

**Indiana Warm Floors**  
Efficient for Life

935 N. 275 W. Suite B • Angola, IN 46703  
**See us at www.indianawarmfloors.com**  
260-668-8836 • 800-700-8830




**WE'RE HERE FOR YOU..  
TODAY AND EVERYDAY.**



*Strategically located to support your building product needs.*  
Ashland, OH / Flat Rock, NC / Houston, TX / Salem, OR

**ATLAS**  
BUILDING PRODUCTS

1629 Troy Road • Ashland, Ohio 44805  
Phone: 800-321-6846 Fax: 419-289-2584  
[www.atlasfasteners.com](http://www.atlasfasteners.com)

FOLLOW US:  






**The Spot-Pro® System**  
For Sealing Exposed Metal Roofing/Siding Fasteners



B12B30HJ  
1032-G02

- ✓ Extension nozzle saves your back, **No bending over!**
- ✓ Applies a controlled dab of caulk / sealant on screw heads
- ✓ Dispenses 30oz Bulk material, 20oz Sausage pack or 10oz Cartridges

\*1032-G02 Spot-Pro nozzle and B12B30HJ dispenser are sold separately.

(856) 235-6688 | [albioneng.com](http://albioneng.com)




**SNAP-Z**  
Do It Right!

**Standing Seam Metal  
Roof Ventilation Systems**



**Call Today  
(717) 572-0910**



**NEW IDEA SOLUTIONS  
FOR OLD PROBLEMS**

**Offering post setters, folding truss  
booms & leather tool pouches**

- **DESIGNED TO MEET OUR NEEDS**
- **MADE AVAILABLE TO YOU**




**OVERDRIVE TOOL, LLC • 270-925-5952**




**METAL PLUS**

Our whole bracket line and the Universal Safety Anchor are made in the USA!

**PLUS 860-379-1327**

**METALPLUSLLC.COM**




**smartbuild**  
systems

**THE COMPLETE DESIGN SOFTWARE  
FOR POST FRAME BUILDINGS!**

**SmartBuildSystems.com**  
303.579.6277




**Quality Garage Doors**

Arthur, IL. [sales@kevmar.net](mailto:sales@kevmar.net) 217.543.2828 Ext 101



**LELAND Specialty Fasteners**

Master Grippers® • Grippers MDP® • Master Drillers®  
Master Tappers® • Master Deckers®



Our Powder Coated paint system allows us to match your painted steel supplier's warranty.

**LELAND**  
INDUSTRIES

1.800.263.3393  
[www.lelandindustries.com](http://www.lelandindustries.com)

Made in the USA

**Golden Rule**  
FASTENERS  
**QUALITY PRODUCTS**  
**COMPETITIVE PRICES**  
**& MOST ORDERS SHIP THE SAME DAY**

- Screws • Closures • Ridge Vent
- Pipe Flashings • Butyl Tape • And much more!

Ph: (334) 283-4030 - FAX (334) 283-4032



**BUSINESS OPPORTUNITY!**

ADD **CONKLIN**<sup>®</sup>

**ROOFING SYSTEMS**  
to your business for additional income.  
*Call Enos Miller today to join our team of successful contractors.*

**855-527-2842**

**PSI Green Post**<sup>™</sup>  
Planet Saver Industries

**THE MOST AFFORDABLE, ALL-IN-ONE SOLUTION FOR IN-GROUND POST DECAY AND UPLIFT RESTRAINT**

**Barry Hoffman**  
barry@planetsaverind.com  
P (610) 377-3270 • F (610) 377-9552  
www.planetsaverind.com




Made in the USA

**DYNA-CUT**  
Metal Panel Shears

**Powered and Manual Shears to meet your metal cutting needs.**

**HRB-36**

- Replaceable tool steel blades with the profile of your choice
- Simply change the blade set to switch from straight to angle cut
- Cuts a 3/12 - 5/12 angle
- Heavy duty toggle clamp holds panel to ensure a quality cut

Manufactured by:  
**Precision Metal Craft LLC**  
10075 E 72nd ST, Reed City, MI 49677  
**231-832-4222**



**EXPRESS BARN**  
COMPLETE PACKAGE SOLUTIONS

*Let us prove to you that we can save you time and money. We want to be your Partner in Post Frame!*

**Post Frame Packages Delivered to your Job Site**

expressbarns.com • 785-214-4609  
info@expressbarns.com



**PLY-LO DRILLER** **NEW**  
The latest innovation in drill point design

800-558-5895 • www.plyco.com

**BUILDING CONNECTIONS**

**East Coast**  
FASTENERS & CLOSURES, INC.




Innovative drill tip design saves time on the jobsite

**Construction Rollforming Show 2020**

**Duke Energy Center Cincinnati, OH**  
**December 10 & 11**

FOR INFORMATION CONTACT GARY 715-252-6360

**2021 GARAGE • CARPORT • SHED BUILDER SHOW**

**CENTURY CENTER • SOUTH BEND, INDIANA**  
**FEBRUARY 4-5**

FOR INFORMATION CONTACT GARY 715-252-6360



# A WHOLE NEW EXPERIENCE!

## Rural Builder 2021 BUYERS' GUIDE

- NEW LOOK & ONLINE PRESENCE
- 1,000s OF PRODUCTS
- 100s OF COMPANIES
- NEW ADVERTISER/USER FRIENDLY FEATURES & OPTIONS



BROWSE OUR  
NEW ONLINE  
CLASSIFIEDS

## TAKE A LOOK FOR YOURSELF!

[www.ruralbuildermag.com](http://www.ruralbuildermag.com)



OR SIMPLY SCAN  
THE QR CODE  
ON ANY AD WITH  
YOUR PHONE AND  
PICK AN OPTION  
TO CONNECT TO  
MANUFACTURERS.

**FREE SUBSCRIPTIONS!**

1. Please check one or more boxes that apply to you:  
I wish to receive:  Newsletters  Garage, Carport, & Shed Builder  
 Rural Builder  Frame Building News  Remodeling

2. Choose which title you prefer:  
 Remodeling  Garage, Carport, & Shed Builder  
 Rural Builder  Frame Building News  Remodeling

Print Name: \_\_\_\_\_  
Company: \_\_\_\_\_  
Address: \_\_\_\_\_  
City: \_\_\_\_\_  
State: \_\_\_\_\_  
Zip: \_\_\_\_\_

If you are a builder, contractor or in the construction trades, fill out and return this form or receive FREE subscriptions to the above magazines of your choice for no charge.

# PRODUCT PROFILES

## EXTERIOR FINISHING: PANELS, SHEETING, SIDING

### Louisiana Pacific



With LP® Outdoor Building Solutions® products, an outdoor structure becomes more than a backyard necessity. As engineered wood products, they feature innovations that help offer more value to customers. With innovations like SilverTech® panel for a brighter and cooler interior and SmartFinish® overlay for a tough, attractive appearance, LP Outdoor Building Solutions products give you quality you can see inside and out.

[www.lpcorp.com](http://www.lpcorp.com)

### Qora Cladding



Qora Cladding now offers a matching ledge sill accessory that is just as easy to install and provides a natural and seamless transition between Qora Cladding panels and other siding materials. With two color options—Light Grey and Medium Grey—it's the perfect complement to your structure's exterior design. Each four-foot sill weighs less than four pounds but looks exactly like a real stone ledge sill with durability to match.

[www.qoracladding.com](http://www.qoracladding.com)

### Replications Unlimited



The Urestone system is a lightweight, easy to install, maintenance free panelized system that is available in a variety of colors in brick, stone, and wood patterns in 4'x8' sheets. We also have a wainscot series that features a built-in top ledge and is the perfect accent to any project.

[www.urestonepanels.com](http://www.urestonepanels.com)

### Capital Forest Products



We are your number one supplier for James Hardie plank, panel, and trim, perfect for your shed project needs! Quality products from an industry leading brand, brought to you with top-notch customer service, and consistent and reliable shipping. That is the Capital Forest way! Contact us for our current out of warehouse price list, and direct truck pricing.

[www.CapitalForest.com](http://www.CapitalForest.com)

### CertainTeed



STONEfaçade™ from CertainTeed is a stylish, easy-to-install stone veneer product that replicates the aesthetic of real stone with screw-in-place installation (no mortar necessary). With nature-inspired colors suitable for indoor and outdoor applications, STONEfaçade features the industry's first fully-integrated 3/8" rainscreen for outstanding moisture management and home protection. Product is available in 8"x10", 8"x14", and 8"x24" panels for a wide variety of configurations

[www.certainteed.com](http://www.certainteed.com)

### Versetta Stone



Versetta Stone siding panels provide the beauty and texture of authentic stone masonry without the added skill and time required for installation. The mortarless panels install easily with nails or screws, with no scratch coat or metal lath needed, and they feature an integrated moisture management system; they do not require additional footings for support. The line's newest color is Northern Ash, a bold, dramatic hue that blends near-black and dark gray stones with subtle taupe and light gray undertones.

[www.versettastone.com](http://www.versettastone.com)

# 2020 FALL VIRTUAL TRADE SHOW *Program*

— PRESENTED BY THE PUBLISHER OF —

**METAL  
ROOFING**  
MAGAZINE

**Rollforming**  
Magazine

**Rural  
Builder**

**FRAMEBUILDING** NEWS

**GARAGE • CARPORT • SHED  
BUILDER**

**ROOFING  
ELEMENTS** MAGAZINE

SPONSORED BY

**CHIEF**  
BUILDINGS

**Ventco**™

**MWI**  
COMPONENTS

**DRIPSTOP**  
Condensation control

**BEAM**  
SLIDING DOORS  
DOORS THAT WORK!

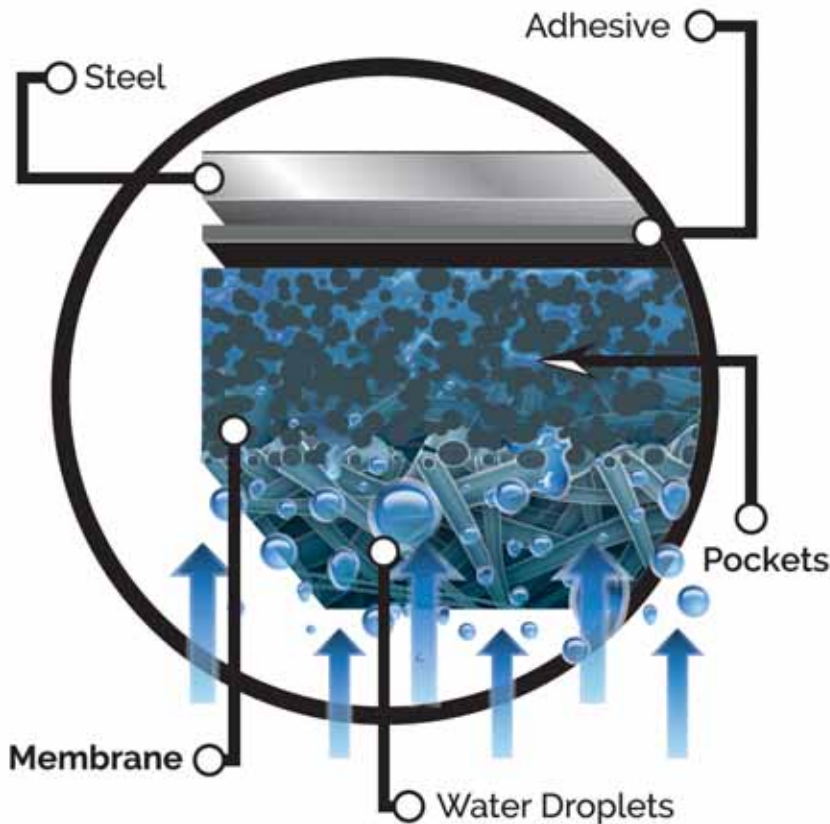
**QORA**  
CLADDING | crafted by Arcitell®

*Malco*

**smartbuild**  
systems

**MAZE  
NAILS**  
Building America one NAIL at a time

# DR!PSTOP



## COMPANY PROFILE



10118 Settlement House Rd.  
Dayton, OH 45458  
937.660.6646

info@dripstop.com

www.dripstop.com

DripStop, from Filc USA, helps fight condensation without insulation. DripStop has specially designed air pockets that store condensation and hold it until conditions change and it evaporates back into humidity. Because it arrives at the jobsite already on the steel, there are no costs for installing insulation, plus it saves time by removing one step of the building process and helps fight corrosion by adding another layer of protection from the corrosive elements found in livestock confinement.

**F**or over 20 years DR!PSTOP has been the best way of dealing with condensation on non-insulated metal roofs in a simpler, more economical way. It has been tried and tested in every climate condition all across the globe.

The membrane will absorb the water caused by condensation, thus preventing dripping from the roof. The mate-

rial serves as an added layer of protection for the metal in corrosive environments while also improving acoustic properties inside the building. DR!PSTOP is factory applied during the panel production process and shows up on the job site already installed on the panels.


STEEL SHIELD is designed to protect roofing panels against abrasion caused

by the expansion and contraction of the steel due to temperature changes. STEEL SHIELD is factory applied during the panel production process and shows up already installed on the panels.


Ask for both products from your preferred panel provider.

Brands: DR!PSTOP – Condensation Control Membrane. Steel Shield protective coating. **GCSB**

**SCAN CODE TO VIEW OUR ONLINE BOOTH**



**DRIPSTOP**  
Condensation control



# Increase Profits Not Labor Costs

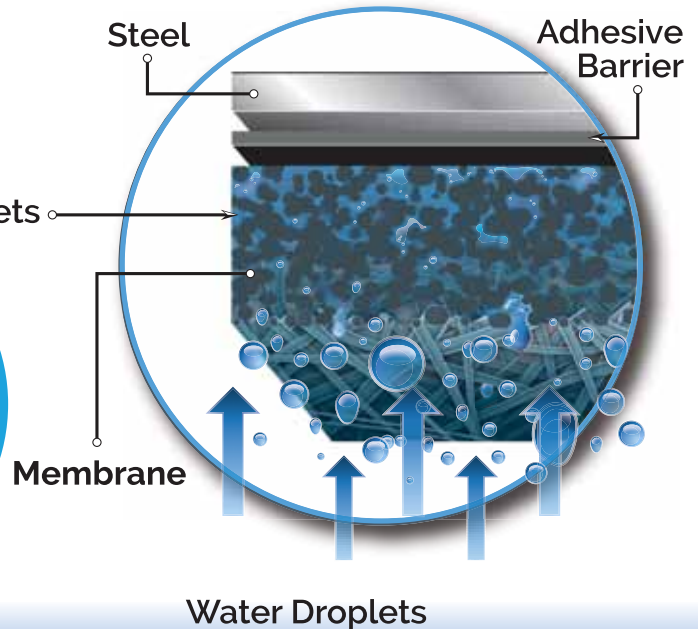
**A Necessity for Any Metal Roofed Building That is Not Climate Controlled.**

- Post Frame/agricultural buildings
- Steel buildings
- Self-storage
- Workshops/unattached garages
- Open-walled structures
- Carports, truck ports & RV storage

## Better Science Equals Drier Buildings

When condensation occurs, moisture gets stored in the specially designed pockets of the DripStop membrane.

- Helps fight corrosion in livestock confinement
- Arrives on-site already on roof panels
- Cuts construction time in half
- Saves money



**Fight Condensation Without Insulation**

Ask for it from your preferred steel panel supplier  
[www.dripstop.com](http://www.dripstop.com) or call us at: 1-(937) 660-6646



# CHIEF BUILDINGS

In the wake of the 2020 pandemic, it is no surprise that material shortages are affecting our day-to-day lives. The lumber industry in particular is feeling the woes of previously idled plants, increased demand, and ongoing trade conflicts with Canada. Since most construction requires lumber products, the odds are good that everyone in the construction industry will be affected to some degree.



Speed is important. Chief Buildings can supply simple, all-steel buildings in as few as five weeks.

Aside from current economic factors, there are some inherent pitfalls with using lumber. Wood can warp, crack, check, and split as it dries. Wood is organic and can succumb to rot or bug infestation. In the event of a fire, wood becomes fuel and typically results in structural failure. An all-steel building from Chief Buildings suffers from none of these.

Historically, steel is expensive when compared to wood, but with the rise in the cost of lumber products this year, the price differential between wood and steel has all but vanished. Considering the added benefits that metal construction can offer, now really is an opportune time to get a better product for about the same cost. **GCSB**

**SCAN CODE TO VIEW  
OUR ONLINE BOOTH**



## COMPANY PROFILE



1821 S. North Rd.  
Grand Island, NE 68803  
800.845.1767  
buildings@chiefind.com  
www.chiefbuildings.com

Chief is a family owned company and that means we do business based on our own standards. Our goal is to provide unparalleled personal attention to our customers and show dignity and respect to all of our stakeholders. We still believe that strong customer relationships, quality products, and the desire to always do better is the blueprint to our success. Since the founding of our company in 1954, Chief has remained true to those beliefs. Some things are worth it.

# Delayed Projects?

An all-steel building may be the solution to your schedule issues.  
Simple buildings can deliver in 5 weeks. Get a better product, **FAST**.



*Trusted. Tested. True.®*

**Steel is... Fast,  
Strong,  
and it Lasts.**



800-845-1767

Plants in Grand Island, NE and Rensselaer, IN

[chiefbuildings.com](http://chiefbuildings.com)

# VENTCO

**P**rofileVent by Ventco, available in rolls of 20, 50 and 100 feet, is a single-layer ridge vent designed for metal roofs. It's a strong, durable modified polyester, non-woven, non-wicking fiber-based matting, designed specifically for metal roofs. ProfileVent is specifically cut to fit more than 50 metal roofing profiles, more than any other ventilation system manufacturer. Ventco is the original ProfileVent manufacturer.

In December 2019, Ventco relaunched its website at [www.ProfileVent.com](http://www.ProfileVent.com), with a fresh, uncluttered design, improved navigation and greater accessibility. Visitors to the new site see products better showcased with features and advantages highlighted in new ways. Content is now being freshened regularly to keep browsers updated on the latest happenings at Ventco.

"We recognize our website is the easiest way for people to find us," Rotter says. "We have invested over \$8 million in facilities and equipment at our 118-acre facility," says Rotter, with more than 70 domestic and international patents and patents pending. "Those roofers that haven't tried ProfileVent should give us a try. We believe they'll be pleasantly surprised with how well it works and how easy it is to work with.

"ProfileVent is simple to install, saves time and labor," Rotter says. "It fits under any ridge cap and with any pitch, ranging from 2:12 to 20:12. It won't crack, dent or rust during shipping or installation and best of all, it can be rolled out and installed by one person."



**SCAN CODE TO VIEW OUR ONLINE BOOTH**

## COMPANY PROFILE




115 Lismore Ave.  
Glenside, PA 19038  
833.300.9515  
[customerservice@ventco.com](mailto:customerservice@ventco.com)  
<https://profilevent.com>

ProfileVent® by Ventco® is a single-layer ridge vent designed for metal roofs, available in rolls of 20, 50 and 100 feet. It's a strong, durable modified polyester, non-woven, non-wicking fiber-based matting, designed specifically for metal roofs. ProfileVent is specifically cut to fit more than 50 metal roofing profiles, more than any other ventilation system manufacturer and comes with a 40-year limited warranty. Its design prevents compressing the ridge vent material, reducing net-free area after installation.







# Superior Quality Superior Value Class A Fire Rated UV Stable

**Proven performance—preferred by  
contractors for over 30 years.**

## **THE ORIGINAL CUSTOM PROFILED RIDGE VENT**

Cut to fit **Standing Seam** and **Screw-Down** Panels in over  
**50 Profiles** for Commercial, Agricultural,  
and Residential Metal Roofs.

**Full Inventory—Ready-to-ship.**

- 40-year limited warranty
- Glue spots prevent slipping during installation
- Fits under any ridge cap
- Class A Fire Rating—WILL NOT BURN
- One person roll-out installation
- Over one million installed—zero call backs
- Miami-Dade approved Noa No.: 17-0821.09



**Also Available in  
3' Hi Rib Stick ¾" and  
R Panel Sticks  
2" or 3" wide.**

**ProfileVent**<sup>®</sup>  
**THE RIDGE VENT CUT TO FIT**



**Please check out our new website: [www.profilevent.com](http://www.profilevent.com)  
Toll Free 833-300-9515 • [customerservice@ventcoinc.com](mailto:customerservice@ventcoinc.com)**

# I BEAM SLIDING DOORS



## COMPANY PROFILE



1000 E US Rte 24  
Chenoa, IL 61726  
815.945.3667  
info@ibeamdoor.com  
www.ibeamdoor.com

Manufacturer of high quality sliding and swing doors. Specializes in large-opening, safe-operating door systems. Sizes vary from 8x8 to 80x22. Now offering the Incredible Swing Door and new Bi-Folding Door systems. We primarily use aluminum framing for longevity, lighter weight for easier and safer operation without compromising structural stresses on buildings.

**I** Beam Sliding Doors is a company founded by a frustrated builder who got tired of using outdated and weak industry standard components for sliding doors in the midwest. It only makes sense to use engineered and wind tested components on the building's most vulnerable part. The only part of the building that has to work and function properly on a daily basis. The sliding door concept isn't the reason it's no longer

the preferred choice of door, it's a lacking product problem. Components, and structure must hold up and perform just as well year 20 as day 20.

With only four moving parts that won't wear out, I Beam Sliding Doors is no doubt an easy profitable sell to every customer. **GCSB**

**SCAN CODE TO VIEW  
OUR ONLINE BOOTH**



# Doors That Work!

**IBeam SLIDING DOORS**  
1000 E US RTE. 24  
Chenoa, IL 61726

Email: info@ibeamdoor.com  
815-945-3667  
ibeamdoor.com



**SLIDING DOORS** with ULTRA GLIDE TRACK TROLLEY SYSTEM; Heavy Duty 6000-lb cap.  
Fully Adjustable: Up-Down, In-Out  
Never drag, bind or come out of adjustment  
Aluminum frame doors with easy latches



**INCREDIBLE SWING DOOR**  
Electric screw-jack lift for ultimate safety  
Aluminum Frame  
Fully Automated door system  
Easy RETRO-FIT



N-31G

**Check us out on facebook or at [ibeamdoor.com](http://ibeamdoor.com)**

# MALCO PRODUCTS

## MALCO TOOLS TURBOSHEAR FOR CORRUGATED METAL

Cut corrugated mild steel with ease! This versatile and portable TurboShear easily attaches to any drill to make easy cross cuts, fast lengthwise cuts, even circular and square outlet cuts in large or small pattern corrugated metal roofing and most trapezoidal (box) pattern metal roofing panels. Visit [www.malcotools.com](http://www.malcotools.com) for more information!



ment that reduces the 1/4" size by 16% for easier flexibility and productivity in tight spaces. Available in 4 convenient lengths: 2" (MSHC), 2-5/8" (MSHLC), 4" (MSHMLC) and 6" (MSHXL). The reversible hex socket fits over a 1/4" magnet-tipped, hex shaft, and can be quickly reversed to change sizes. Eliminate troublesome buildup of metal shavings with the "Easy Clean Magnet". Tested torque of the reversible hex chuck driver design is equal to one-piece drivers. Visit [www.malcotools.com](http://www.malcotools.com) for more information!



## COMPANY PROFILE



PO Box 400  
 14080 State Highway 55 NW  
 Annandale, MN 55302  
 800.328.3530  
[custsvcs@malcoproducts.com](mailto:custsvcs@malcoproducts.com)  
[www.malcoproducts.com](http://www.malcoproducts.com)  
 Malco Products, SBC is the nation's leading manufacturer of "tools of the trade" for HVAC professionals. In 1975 Malco also created a vital specialty tool market for EXTERIOR REMODELING professionals (installers of roofing, siding and gutter) and holds the leadership position in that niche as well. Malco Products, SBC believes in top-quality products that work hard, enhance performance, and stand up to years of real-world use on the job. At Malco, we believe in American-made tools that Work. Perform. Outlast.

## C-RHEX®: CLEANABLE, REVERSIBLE, MAGNETIC HEX DRIVERS

Malco's popular C-RHEX® Cleanable, Reversible Magnetic Hex Drivers, now feature a new slimmer design enhance-

GCSB

SCAN CODE TO VIEW OUR ONLINE BOOTH



**Design Enhancement**  
**SLIMMER**  
**C-RHEX® 1/4 in. and 5/16 in.**  
 CLEANABLE, REVERSIBLE, MAGNETIC HEX DRIVERS  
 U.S. Patent No. 10,328,554

Available in 4 Lengths



New Slimmer Design Enhancement reduces the 1/4 in. size by 16%, to gain easier access in tight spaces for ultimate flexibility and productivity!

Malco Products, SBC • Annandale, MN, U.S.A. • [www.malcotools.com](http://www.malcotools.com) • ©2020



# MAZE NAILS


**M**aze Nails is the exclusive manufacturer of STORM-GUARD® Double Hot-Dip Galvanized Nails with a LIFETIME WARRANTY against rust. Maze also of-

fers a full line of specialty nails including stainless steel, copper and aluminum nails. Not only does Maze offer quality hand-driven nails but they are currently manufacturing a wide line of plastic


sheet collation, wire weld, and plastic stick collated nails to fit all the major manufacturers' pneumatic guns. Maze also has an entire line of stainless steel painted trim nails in over 200 colors. These nails have a textured head specially designed to hold more paint than a smooth, flat headed nail. In addition, Maze manufactures nails for post-frame construction, fiber cement siding products, cedar and redwood siding, fencing, decking, and roofing! All proudly made in Peru, Illinois. **GCSB**



**ANY PROJECT EVERY NAIL**



**SCAN CODE TO VIEW OUR ONLINE BOOTH**



**COMPANY PROFILE**

100 Church St.  
Peru, IL 61354  
800.435.5949  
info@mazenails.com  
www.mazenails.com

In business since 1848, Maze Nails has been helping build America for over 170 years by manufacturing Hot-Dip Galvanized Nails that carry a lifetime warranty against rust. The mission of Maze Nails is to provide top quality specialty nails for every application. Maze is the 100% Made in the USA.



**mazenails.com • 1.800.435.5949**  
*HELPING TO BUILD AMERICA SINCE 1848*

# MWI COMPONENTS



**A**t MWI Components we offer specialized metal products for customers in the post-frame building industry. Our top priorities consist of quick delivery, excellent service, and producing innovative products that make building on the job-site easier.

Through the years, we have taken the time to develop our 15 product lines.

We also offer extensive color options, and we can match almost any metal building color available.

Since 1985, we have put our customers first, and we look forward to serving our clients' needs as they grow. **GCSB**

**SCAN CODE TO VIEW OUR ONLINE BOOTH**



## COMPANY PROFILE



1015 32nd Ave. West  
Spencer, IA 51301  
800.360.6467

info@mwicomponents.com  
www.mwicomponents.com

MWI is a leading manufacturer/supplier of post-frame products. With 100+ steel colors, almost 30 aluminum colors, and 50+ powder coat colors, the combinations are endless. Create beautiful buildings with MWI's cupolas, ridge-vents, soffit, trim, round/square track and accessories, and stall systems. Complete your building's aesthetic with Dutch or Sliding Doors. They also supply Uni-Vent®, sealants and retrofit products, and polycarbonate/PVC panels. Plus, MWI recently began manufacturing their own foil insulation, Infinity Shield™!



mwicomponents.com  
800.360.6467



## MWI COMPONENTS' NEW FOIL

No seam  
6 & 8' rolls

2-inch  
crushed  
edge tab

Ultra-white  
bubble



**INFINITY**  
SHIELD™



⚡ Energy Efficient

💰 Cost Reducing

🕒 Labor/Time Saving

🔗 Durable


★ Made in the U.S.A.

# QORA CLADDING

**Q**ora Cladding is the easy-to-install cladding product that resembles the time-honored look of stone without compromising performance or aesthetic appeal. The lightweight, durable panels are great for knee wall or wainscoting accents to differentiate a building.

- 85% Lighter than traditional stone veneer — reducing the added weight on a building and enabling more efficient and effective transportation.

- Installs with standard carpentry tools — simple, fast installation of 20" x 48" panels without masonry skills or tools. **GCSB**



SCAN CODE TO VIEW OUR ONLINE BOOTH



## COMPANY PROFILE



750 Edelweiss Dr. NE  
 Sugarcreek, OH 44681  
 301.223.2266  
 marketing@arcitell.com  
 www.qoracladding.com

Qora Cladding is made by Arcitell, manufacturer of patented fiber reinforced polymer panels for residential siding. We commercialize superior building products for the envelope of structures that address key performance areas and chronic industry issues. Our mission is to simplify the construction process by delivering better designed and better engineered products compared to traditional materials and installation methods.

## GET THAT QUALITY STONE LOOK *WITHOUT COMPROMISES*

The time-honored look of stone will never go out of style. And Qora won't let it go out of stock. We have available inventory and low lead times, so you can get the quality cladding product you want, when you need it.

Now through December 31, new customers are eligible to receive special savings and discounts on Qora Cladding orders\*



GARRISON



BRISTOL



ASPEN



TEXAS LIMESTONE



CANNON

\*Terms & conditions apply. Please see website for complete details.




To see the Qora difference, visit [www.qoracladding.com/gcs](http://www.qoracladding.com/gcs) or call (301) 223-2266  
 marketing@arcitell.com



# SMARTBUILD SYSTEMS



**COMPANY PROFILE**



**Boulder, CO 80308**  
<https://smartbuildsystems.com/>  
**303-579-6277**  
**sales@keymark.com**

SmartBuild Systems is the pole barn industry's only complete design system for post frame structures. Simple enough for anyone to use, this web-based software quickly generates 3D models, material lists, pricing, proposals, and construction documents for almost any post frame building. On average, SmartBuild reduces the time it takes to create bids from 3 hours to about 20 minutes.

**S**martBuild automates the core functions of post frame design, increasing sales for Contractors and Distributors. Contractors use SmartBuild design 3D models with prospective buyers before delivering instant quotes. Then, with the push of a button, SmartBuild does everything from compiling the bid and order to calculating the price,

using the Distributor's custom database. The SmartBuild e-Modeler embeds this technology on your customer-facing website for easy online ordering. Reduce overhead and increase sales with Smart-Build! **GCSB**

**SCAN CODE TO VIEW OUR ONLINE BOOTH**



## SMARTBUILD E-MODELER HAS ARRIVED!

Now you can embed your very own 3D design tool directly onto your website. Any end-user will be able to:



**Design their own post frame building from a portal on your website**



**Update a 3D model with a menu-driven set of prompts**



**Create material lists and pricing automatically**

Then, they can place an order directly on your website. Save time building estimates, money on commissions and compete with the big boys at a fraction of the cost!

**Call now: 303.579.6277 or email [kdietzen@keymark.com](mailto:kdietzen@keymark.com)**



# INTRODUCING THE PREMIER ISSUE OF



The only publication dedicated to the effects of weather and climate on roofing.

Roofing Elements Magazine will deal with the physical environment and how “Elements” like heat, moisture, wind, and sun affect roofing. The Elements need to be considered in every aspect from material choice and design to installation techniques. Roofing Elements Magazine will provide both industry white papers and institutional knowledge from the experts who learned their trade in the real world.



**MAILING JANUARY 2021**

### Editorial in This Premier Issue:

- Temperature effects on fasteners; expansion/contraction of screws and nails
- Roofing installs during cold weather, when replacement can't wait
  - Safety; material handling/storage,
  - Effects of ice/cold on roof anchoring systems; temperature effects on components
- Moisture effects on adhesives and sealants; applying/curing when wet
- Insulation considerations for extreme temperature environments
- Snow and ice management for metal roofs



**3 WAYS TO SUBSCRIBE!**



- Scan Code
- [www.constructionmagnet.com/subscribe](http://www.constructionmagnet.com/subscribe)
- Fill out & mail blow-in subscription card in this issue.

**ADVERTISING:** Gary Reichert, [gary@shieldwallmedia.com](mailto:gary@shieldwallmedia.com) • 715-252-6360  
**EDITORIAL:** Jessica Franchuk, [jessica@shieldwallmedia.com](mailto:jessica@shieldwallmedia.com) • 920-224-5146

SCAN THESE ADVERTISERS' QR CODES TO GET IN TOUCH WITH THEM TODAY!

Company	Page #
Albion Engineering Company	31
ASC Machine Tools	30
Atlas Fasteners	31
Aztec Washer Company	30
Capital Forest Products	9
Doorbrim Awnings	30
Dynamic Fastener	11,30
East Coast Fasteners	32
Express Barns	32
Extrutech	30
Freedom Machinery Company, Inc	6
Golden Rule Fasteners	32
Hawkeye Flat Roof Solutions	32
Indiana Warm Floors	30
Kevmar Mfg.	31
Leland Industries Inc	31
LP Building Solutions	IFC
Metal Plus	31
Overdrive Tool, LLC	31
Planet Saver Industries	32
PPG	7
Precision Metal Craft LLC	32
Royal Crowne	10
Safeway Door	30
Shed Windows and More	13
Smartbuild Systems	31
Snap Z	31
Trac-Rite Doors	6
United Steel Supply	30
Wick Buildings	3

### Virtual Trade Show Section

Chief Buildings	39
Dr!pstop - FILC	37
I Beam Sliding Doors	42
Malco Products	43
Maze Nails	44
MWI Components	45
Smartbuild Systems	47
QORA Cladding	46
Ventco	41

### CRS Preview Section

Ace Clamp	10 CRS Preview
Acu-Form	8 CRS Preview
ASC Machine Tools	3 CRS Preview
Bradbury Group, The	6 CRS Preview
Direct Metals	5 CRS Preview
Grabber Post Buildings, Inc.	7 CRS Preview
Hershey's Metal Meister	9 CRS Preview
Hixwood Metal Inc.	8 CRS Preview
United Steel Supply	2 CRS Preview



# GET MORE INFORMATION ABOUT PRODUCTS & SERVICES SEEN IN THIS ISSUE. HERE'S HOW:



***If you are looking for more information from companies featured in this issue, fill out this form.***

*Mail the completed form to us, and we will have those companies get in touch with you. There's no need to fill out multiple forms; we'll do the legwork for you.*

Name (please print) \_\_\_\_\_

Signature (required) \_\_\_\_\_

Company \_\_\_\_\_

Address \_\_\_\_\_

City \_\_\_\_\_ State \_\_\_\_\_ Zip \_\_\_\_\_

Telephone (\_\_\_\_\_) \_\_\_\_\_

E-mail \_\_\_\_\_ Date \_\_\_\_\_

**Please check one or more boxes to subscribe FREE/Renew for 3 years:**

- Garage, Carport & Shed Builder Magazine*    *Frame Building News*    *Metal Roofing Magazine*  
 *Rural Builder*    *Rollforming Magazine*    *Roofing Elements Magazine*

I would like to receive my subscription:  By Mail    Digitally

- Check this box if you wish to receive our Builders' Express newsletter and offers from our partners.  
 Check this box if you wish to receive our Roofers' Express newsletter and offers from our partners.

**Email address is required to receive newsletter.**

**CONTACT NAME & EMAIL (OR) NAME & PHONE NUMBER ARE REQUIRED. WITHOUT THIS INFORMATION WE WILL NOT PROCESS THE REQUEST.**

**SELECT A MAXIMUM OF 5 COMPANIES TO REQUEST INFORMATION FROM:**

Company Name: \_\_\_\_\_

Company Name: \_\_\_\_\_

Company Name: \_\_\_\_\_

Company Name: \_\_\_\_\_

Company Name: \_\_\_\_\_

I understand that by providing the above information I hereby consent to receive communication regarding my subscription via US Mail, telephone, and e-mail sent by *Garage, Carport & Shed Builder Magazine*.

**Valid until Oct. 30, 2020**

**GCSB FALL 2020**

## CHECK WHICH TITLE APPLIES TO YOU:

- President  
 Owner  
 Partner  
 General Manager  
 Sales Manager/Rep  
 Engineer/Architect  
 Vice President  
 Foreman  
 Installer  
 Other \_\_\_\_\_

## PLEASE CHECK THE PRIMARY CATEGORY THAT DESCRIBES YOUR BUSINESS:

- Builder, Dealer, Remodeler or Installer  
 Roofing Contractor  
 Metal Roofing Contractor  
 Building Material Dealer/Distributor  
 General Contractor/Remodeler  
 Manufacturer/Rep of Manufacturer  
 Architect/Specifier  
 Construction Consultant/Engineer  
 Building Owner/Developer  
 Other (Please Specify) \_\_\_\_\_

## ENGAGED IN THE FOLLOWING APPLICATIONS:

- Gutters/Accessories  
 Institutional  
 Residential  
 Agricultural  
 Commercial  
 Industrial

### Wayne Dalton Adds New Finishes and Wood Grain Options For Steel Garage Doors

Wayne Dalton, a manufacturer of residential and commercial door solutions, has introduced new wood grain finishes for its Model 9510 Designer Steel garage door collection. These new options include single directional wood grain finish in Red Walnut or Weathered Gray for all panel options. The new design choices now provide homeowners with even more customization, allowing customers to choose the best match for the aesthetic and design for their home.

Model 9510 Designer Steel is pinch-resistant to help prevent finger injuries while the door is closing. It also features Torque-Master Plus, Wayne Dalton's exclusive counterbalance system that safely and cleanly contains the door's springs inside a steel tube. These doors come with foamed-in-place polyurethane insulation with an R-value of 12\*, which can help reduce street noise and make the door operate more quietly.

\*Wayne Dalton uses a calculated door section R-value for its insulated doors.

### KOHLER Introduces New 300-500 kW Gas-Powered Generators

KOHLER Power Systems is launching several new models of 60Hz and 50Hz gaseous-powered industrial generators, ranging from 300 to 500 kW. The new REZXD generator set lineup features an 18.3 liter, V-10 engine powering the 300kW and 350kW models, while the 21.9 liter, V-12 engine powers the 400kW, 450kW and 500kW models.

These generators provide users with the flexibility to select the appropriate gas fuel source for a specific application including natural gas (primary) and LP (secondary), and feature a dual fuel option with a patent-pending fuel reset box. This dual fuel system enables the generator to switch automatically from natural gas to LP. When sensing that LP is low, it reverts back to natural gas. There is also a switch on the reset box that allows users to switch from one fuel to the other manually without operation disruption.

The 300-500 REZXD generators are now exclusively available through KOHLER's extensive network of dealers/distributors throughout the United States. **GCSB**

# Have A New Product?

If your company has developed a new product for builders or contractors, email a new product announcement to one of the contacts listed below for possible publication in the Construction Magazine Network.

Include a clear, high resolution image of the product (no logos or advertisements), along with a brief description of your product and the problems it solves.

Submission is not a guarantee of publication. We reserve the right to edit all submissions for content, length, and clarity.

Rural Builder; Garage, Carport & Shed Builder: Karen Knapstein – Karen@shieldwallmedia.com

Frame Building News; Metal Roofing Magazine; Roofing Elements Magazine: Jessica Franchuk – Jessica@shieldwallmedia.com

Rollforming Magazine: Sharon Thatcher – Sharon@shieldwallmedia.com



**new products**  
BY RURAL BUILDER STAFF

**HORSE STALL LATCH**  
Many know your horse is too smart for its own good, so they designed a new horse stall latch. This latch is a secure retraction system incorporated into a new robust door design. Its HORSE PLAY resistant latch has a low-force activation latch that is resistant to direct strikes from concealed latch mechanisms, and there's no assembly required. Plus, installation is a breeze, as you can spend less time fiddling and more time with your horse. Find this horse stall latch in both left and right-hand latch configurations and 14 in. wide and 28 powder coat options, so it will fit your horse stall. Horse stall latches will be color matched to the stall door. For more information, email us at [info@hormetal.com](mailto:info@hormetal.com) or call us at 800.360.6467.

**SMART SHIELD NAIL GUARD**  
Millions Electric Products has announced the new Smart Shield™ Nail Guard, the latest product launching from its new Innovation Center, the electrical

**JOISTROF METAL CONNECTOR NAIL GUARD**  
SENCO has added two new nail gun work-in-progress metal joist connectors to its JoistROF™ line of metal nailers.

**Smart Shield™** protects cables on both sides of a stud, while the new product development. The new Smart Shield™ nail guard has a circular shape that better protects cables in wood framing trim and screws. The concept was introduced by Ruse Turner of Santa Ana, California.

The Smart Shield™ protects cables on both sides of a stud, while the new product development. The new Smart Shield™ nail guard has a circular shape that better protects cables in wood framing trim and screws. The concept was introduced by Ruse Turner of Santa Ana, California.

Turner has been brainstorming ideas since he was a kid. He got the idea for "Sm" when he was working on the "I". "I" was remodeling a home and I can't do it myself. If my friend and the traditional nail pliers could connect anything better, "Smart Shield™" is better. It also made the job safer because from striking wires from the wall.

This new product is now available for sampling. The design will receive a free sample size, one before, during and installation.

[www.rollform.com](http://www.rollform.com)

**FOIL® Reflective Insulation 2200** Series underlayment is an effective energy transfer of radiant heat through roofing. The new 2200 Series underlayment's polyethylene bubble material sandwiched by a layer of metallized foil and a white reflective film, provides an added R-value of 1.1. When there is an airgap between the 2200 Series underlayment and the roof, the system boasts an R-value underlayment relying on the flow of heat through walls and ceilings. The 2200 Series underlayment works by reflecting as much as 96 percent of radiant energy, dramatically reducing energy costs in air-conditioned homes and buildings, as well as creating an effective "shield" in non-cooled outbuildings. It can be taped to porches, stapled to rafters or studs, or rolled out on roof decking or existing shingles prior to installation of metal roofing or siding panels.

**FOIL® Reflective Insulation 2200** Series underlayment is an effective energy transfer of radiant heat through roofing. The new 2200 Series underlayment's polyethylene bubble material sandwiched by a layer of metallized foil and a white reflective film, provides an added R-value of 1.1. When there is an airgap between the 2200 Series underlayment and the roof, the system boasts an R-value underlayment relying on the flow of heat through walls and ceilings. The 2200 Series underlayment works by reflecting as much as 96 percent of radiant energy, dramatically reducing energy costs in air-conditioned homes and buildings, as well as creating an effective "shield" in non-cooled outbuildings. It can be taped to porches, stapled to rafters or studs, or rolled out on roof decking or existing shingles prior to installation of metal roofing or siding panels.

**Spider® Circular Saw Blades With Nickel Cobalt Teeth**  
Spider Products has expanded its range of circular saw blades with the re-

least of four new options. Spider's line of circular saw blades from 6 1/2-inch portable circular saws. Each blade features ultra-rough Nickel Cobalt (NiCo) teeth for long-lasting cutting efficiency, alternating tooth level design (ATL) to create clean rip and crosscuts, and an interfacial anti-friction coating.

The strong NiCo teeth of Spider's circular saw blades are triple-sharpened and deliver a much smoother cut for a range of applications — from framing and general construction to specially designed anti-friction coating protects the blade against heat, gumming and corrosion. Polymer stabilization vents reduce noise and vibration allowing for rapid drive-

to other gages extended life and an advanced accurate repeat.

The blades has an aluminum 10-tooth scale for both directions, positive stops at 90° and 180° and 60° spring, the notches that end and machined it may be used to the Miter Gauge's 18 in. 3/4" x 3/8" star slots and features screens for dust.

two knobs and the leg a fence, and all overflows.

The backbone of Gauge Fence is a 1-1/8" deep x 14" x 3/4" aluminum and a matching extension that can be cut and attached to either side of the fence and a total fence length of 24". An included 4 long machine-cut attaches to the extension between and can be the fence to provide a part for closer cuts, also is long enough to be cut and attached to extension, providing even when the fence is sacrificing zero-clearance.

**Rockler Miter Gauge and Miter Gauge Fence**  
Rockler Woodworking and Hardware has introduced a sturdy, easy-to-use and highly precise miter gauge along with a telescoping aluminum fence that mounts easily to the new Rockler miter gauge or

GARAGE, CARPORT  
& SHED BUILDER  
SPECIAL SECTION


# 2020 Construction Rollforming Show

PRESENTED BY THE PUBLISHER OF

GARAGE • CARPORT • SHED  
**BUILDER**

Rollforming  
Magazine

## PREVIEW



## REGISTRATION NOW OPEN!

DECEMBER 10-11, 2020  
Duke Energy Convention Center • Cincinnati, Ohio

SPONSORED BY





# SERVICE AND QUALITY ARE THE KEYS TO CUSTOMER SATISFACTION.

At United Steel Supply, we're proud to be the country's largest distributor of Galvalume® and prepainted steel coils. We work hard to ensure that we have exactly what our customers need – along with high-quality products, outstanding service and competitive pricing. It's all part of developing long-term partnerships through customer satisfaction, something we take very seriously. So we're extremely honored to be a Gold Key recipient, because it's voted on by the people who count most – our customers.

Thank you for this honor. We promise to continue to deliver exactly what you need, without sacrificing quality or service. Because at United Steel Supply, your satisfaction is key.

---

[unitedsteelsupply.com](http://unitedsteelsupply.com) | 512-263-0954



©2020 United Steel Supply



## Your Safety Is Our Top Priority!

In response to the other shows canceling in 2020, we thought it appropriate to stress the steps we are taking to ensure our exhibitors and attendees are safe in this interesting world.

Addressing the show there are essentially three moving parts: the Netherland Plaza Hotel, the Duke Energy Convention Center (DECC) and the show itself.

Both the DECC and the Netherland Plaza have taken extraordinary steps to guarantee the safety of their guests.

The DECC is a Global Biorisk Advisory Council Star facility. If you would like to learn more about the GBAC Star program, visit <http://bit.ly/BioRisk>.

The Netherland Plaza is a Hilton hotel. Hilton has adopted a Clean Stay Program where they instituted more aggressive cleaning programs including thorough disinfecting of the rooms. I stayed there a few weeks ago to prepare for the show and even the TV remote was sanitized and

wrapped in plastic between guests.

With the hotel and venue taking additional steps, the logical next question is what are *we* doing? Additional steps may be taken, but what we've done so far:

- Cancel the Introduction to Rollforming intensive class to allow for social distancing.
- Move attendee registration to the common area outside the hall to facilitate social distancing while in line
- Hand sanitizing stations will be placed throughout the exhibit hall and common area.
- Make personal-sized hand sanitizer packages available.
- Allow a maximum of 20% of permitted capacity for Exhibit Hall A (should not inhibit attendee traffic)
- Operate banquet halls at 25% of traditional occupancy
- Require masks in accordance with state regulations.



### REGISTRATION NOW OPEN!

- Provide masks sufficient for each attendee and exhibitor to have a new, clean mask each day
- Conduct voluntary temperature scans during exhibit hall hours. People scanned will receive a "Roofing Elements is COOL" hat commemorating the launch of our new magazine, *Roofing Elements*.

We urge everyone to be safe. But, be at the Construction Rollforming Show.

Registration is now open! Visit <https://bit.ly/CRShow2020>

If you would like more information on exhibiting, sponsoring masks and hand sanitizer or anything else Construction Rollforming Show-related, contact me at [gary@shieldwallmedia.com](mailto:gary@shieldwallmedia.com) 715-252-6360.

Gary Reichert, Publisher  
Shield Wall Media



## ASC MACHINE TOOLS, INC.




PANEL ROLLFORMER



TRIM ROLLFORMER



GARAGE DOOR LINES



ROLL-UP DOOR LINES



BOTTOM BAR LINES

## PREMIUM QUALITY ROLLFORMING MACHINERY

MADE IN USA



SINCE 1949



SEAMING STATION




ROLL-UP STATION



CHANNEL LINES



PURLIN LINES



DOOR TRACK LINES

[WWW.ASCMT.COM](http://WWW.ASCMT.COM)

FOLLOW US

TEL: (509) 534-6600

# EDUCATIONAL SCHEDULE



## 2020 Construction Rollforming Show Preliminary Educational Schedule

**THURSDAY DECEMBER 10, 2020 - EXHIBITOR SET UP. EXHIBIT HALL OPEN 12:00 TO 5:30**

7:00-8:45	Continental Breakfast - Sponsored				OFF		
8:00-9:00	Packaging, Shipping, and Delivering Products	Paint Basics	Roll Former Basics	Buying vs. Leasing Equipment		Exhibitor Set Up, Hall Closed to Attendees	
9:00-10:00	Safety Training and Certification	Coil Basics	Software for Optimum Production	Buying a Business or Planning an Exit			
10:00-11:00	Buying and Selling Coil	Warranties on Coil and Coatings	Trailers and Towing for Portable Roll Formers	Supply Chain and Inventory Management		Exhibitor Set Up, Hall Closed to Attendees	
11:00-12:00	Catered Lunch	OFF	OFF	OFF			
1:00-2:00	NO CLASSES				Keynote Address	Exhibit Hall Open 12:00 to 5:30	
2:00-3:00	Marketing and Advertising	Coil on the Secondary Market	Other Production Machines: Slitters, Tipplers, Decoilers	Social Media and Digital Marketing	OPEN		
3:00-4:00	NO CLASSES				Differences in Coil	Exhibit Hall Open 12:00 to 5:30	
4:00-5:00	Social Media and Digital Marketing	Metal Types and Uses	Reconditioned and Used Equipment	Basic Sales	OPEN		
5:00-6:30	Happy Hour - In Front of Exhibit Hall Entrance - Duke Energy Convention Center - Sponsored					Exhibit Hall Open 12:00 to 5:30	
7:00-11:00	Thursday Mixer - Hilton Cincinnati Netherland Plaza						
<b>FRIDAY DECEMBER 11, 2020 - EXHIBIT HALL OPEN 9:00 TO 1:00</b>							Exhibitor Set Up, Hall Closed
7:00-8:45	Continental Breakfast						
8:00-9:00	Basic Sales	Closures and Ventilation	Material Handling Equipment and Loaders	Political Landscape and Business Climate	OPEN	Exhibit Hall Open 9:00 to 1:00	
9:00-10:00	NO CLASSES				Solutions to Problems Cold Forming Metal		
10:00-11:00	Buying and Selling Used and Reconditioned Equipment	Moisture and Condensation Control	Benders and Brakes	The Role of Associations	OPEN	Exhibit Hall Open 9:00 to 1:00	
11:00-12:00	NO CLASSES				Roll Former Maintenance		
12:00-1:00	Human Resources, Recruiting, and Personnel Management	NO CLASSES			OPEN	Tear Down	
1:30-3:00	Construction Rollforming Association Board Meeting						

### PLEASE REMEMBER THIS IS PRELIMINARY AND WE ARE OPEN TO SUGGESTIONS

- All topics are tentative at this point.
- All time slots are tentative.
- If you have a suggestion for a topic or topics that you believe provides value or should be covered, please contact Gary Reichert - [gary@shieldwallmedia.com](mailto:gary@shieldwallmedia.com), 715.252.6360.

## Construction Rollforming Show 2020

**DECEMBER 10-11**

Duke Energy Center  
Cincinnati, Ohio

**SCAN CODE TO  
CHECK OUT THE  
CURRENT FLOOR PLAN**



### AceClamp by PMC Industries, Inc.

87 Spring Lane  
Plainville, CT 06062  
860.351.0686  
860.351.0689 (fax)  
info@aceclamp.com  
www.aceclamp.com

AceClamp® manufactures fast-installing, precision-engineered snow retention and solar mounting solutions that are compatible with almost any roof type. Eliminate the need for clumsy set screws while protecting your metal roof panel finish with our fully assembled, non-penetrating "slide-pin" metal roofing clamp. Our roofing innovations include the world's first variable angle snow retention system, Variable Angle Bracket (VAB™), as well as Snow

Titan™, featuring a triangular rail and cantilever design. Snow Titan has the strongest holding power in our line. Recently released, AceClamp is setting the bar in solar racking with "Solar Snap™," an adaptive solar racking system. Simplify inventory with AceClamp.



### Acu-Form

10550 Township Road 262  
Millersburg, OH 44654  
330.674.4003  
330.674.4035 (fax)

acu-form@safecommail.com  
www.acuformequipment.com

Acu-Form has been successfully designing and manufacturing roll-forming equipment that consistently provides quality products using D2 tool steel for forming dies, which provides longevity. Most parts are built in-house, giving us superior quality control.



# = PROTECTION

**DMI has more fasteners & roof accessories for high corrosion areas that are Dade County listed & meet Florida Building Code than any other supplier.**

**Long-Life Protection above & below standing seam & exposed fastener metal roofs with Pancake/Wafer Head screws, Panel clips & HWH 40 year warranty fasteners.**

**Fasteners • Concrete Anchors • Metal & Shingle Roof Pipe Flashings • Polycarbonate Panels**



[www.directmetalsinc.com](http://www.directmetalsinc.com)

855-800-8878



# EXHIBITOR PROFILES



## ASC Machine Tools, Inc.

900 North Fancher Road  
Spokane, WA 99212  
509.534.6600  
509.536.7658 (fax)  
salesupport@ascmt.com  
www.ascmt.com

ASC has been serving the metal-forming and steel building industry since 1949. Visit us for solutions to all your metal-forming and coil-handling needs. With over 70 years of industry experience and well over a thousand manufacturing lines in production worldwide, ASC has a proven history of reliable metal-forming solutions designed to improve productivity and enhance profitability. Let ASC Shape Your Success with entry-level roll-forming equipment or the industry's most innovative and fully automated production lines.



THE BRADBURY GROUP

## Bradbury Group, The

1200 East Cole Street  
P.O. Box 667  
Moundridge, KS 67107  
bradbury@bradburygroup.com  
www.bradburygroup.com

The Bradbury Group of manufacturing companies is dedicated to producing high-quality, productivity-enhancing metal-processing equipment for customers around the world. The Bradbury Group product lines include a variety of roll formers designed for fast tooling and section changes, including panel, purlin, trim, steel framing and portable roll formers, roll-forming tools and dies, advanced hydraulic levelers with e-Drive™ technology, cut-to-length lines, high-speed presses and


shears, hydraulic punch and cutoff systems, insulated panel and mineral wool systems, embossing and calendaring equipment, metal tile roofing systems, and automation controls.



## Direct Metals Inc.

1719 Baseline Court  
Fort Myers, FL 33905  
855.800.8878  
info@directmetalsinc.com  
www.directmetalsinc.com

Direct Metals Inc. was founded in 1972 by a team of experienced metal and fastener professionals. Product and application knowledge has allowed us to become one of the leading fastener and accessory master distributors in the U.S. We are proud to have over 1,300 distributors who are serviced through our warehousing locations strategically placed to offer fast service and low shipping costs on our quality products. Our product mix is comprised of tested



Metal Panel & Standing Seam Roll Formers

Trim Folders

Trim Roll Formers

Recoiling Lines

Levelers

Insulated Panel Lines

Metal Shingle & Tile Lines

Coil Processing Lines

**From entry level to high-production requirements,  
The Bradbury Group is designed to effectively grow your business.**

**WE BUILD MACHINES. WE SELL SOLUTIONS.**

+ 1.620.345.6394

bradbury@bradburygroup.com

bradburygroup.com



materials that have proven themselves over time to stand up to harsh climates and return excellent value for your money.



## Dr!pStop/Filc USA

937.660.6646

info@dripstop.com

www.dripstop.com

For over 20 years, Dr!pStop has been the best way of dealing with condensation on non-insulated metal roofs in a simpler, more economical way. It has been tried and tested in every climate condition all across the globe. The membrane absorbs the water caused by condensation, thus preventing dripping from the roof. The material serves as an added layer of protection for the metal in corrosive environments while also improving acoustic properties inside the building. Steel Shield is designed to protect roofing panels against abrasion caused by the expansion and contraction of the steel due to temperature changes. Ask for Dr!pStop and Steel Shield from your preferred panel provider.

# DYNAMIC FASTENER

## Dynamic Fastener

9911 East 53rd Street

Raytown, MO 64133

800.821.5448

800.844.1199 (fax)

www.dynamicfastener.com

For over 40 years, Dynamic Fastener has served the needs of the roofing and sheet metal industry. We have seven locations throughout the U.S. to serve our customers' needs. We offer in-house color-matched painting in four of our warehouses, with typical lead times of 1 to 2 days. Our warehouses are fully stocked with all of our product lines, from Dyna-Guard snow retention for metal roofing to power tools, fasteners, sealants, safety equipment, drill bits, rivets, and much more. The company's free 140-page, full-color tool and fastener hand guide provides engineering data and detailed product offerings.



## East Coast Fasteners

P.O. Box 386

Elkhart Lake, WI 53020

800.558.5895

800.257.5926 (fax)

www.plyco.com

East Coast Fasteners is committed to providing the highest quality products and service to the post-frame and commercial construction industries. The company offers a variety of fasteners to deliver the best product for each specific project. East Coast Fasteners produces durable, long-lasting fasteners for all combinations of building materials and is dedicated to producing long-life and fastest drilling products with the highest quality. For assistance in finding the best fasteners for your task, contact a Plyco/East Coast Fasteners building components professional today.



- Complete Package Delivery
- Roofing/Siding Panels
- Fasteners & Hardware
- Trims & Components
- Doors & Windows
- Lumber Yard

(812) 636-7355



www.graberpost.com



# EXHIBITOR PROFILES



## Graber Post Buildings Inc.

7716 North 900 E  
 Montgomery, IN 47558  
 800.264.5013  
 812.636.4936 (fax)  
 info@graberpost.com  
 www.graberpost.com

At Graber Post Buildings, we stock over 4,000 coils in order to accommodate the immediate demands of our customers. We have slitting capabilities and a "cut to length" service. Our coils are painted with AkzoNobel Ceram-A-Star 1050 Energy Star or AkzoNobel Ceram-A-Star Frost. Graber Post offers direct mill order and pickup for maximum cost efficiency. We also offer warehouse shipment from Graber Post; we can ship standalone coils or can combine

coil shipping with other building materials for additional savings. Graber Post also offers complete building packages that can be delivered to your door.



## Hershey's Metal Meister

420 Progress Drive  
 Mattoon, IL 61938  
 877.289.3030  
 217.234.4702 (fax)  
 info@hersheysmm.com

Hershey's Metal Meister is a family owned and operated business specializing in building fast, accurate folding machines for the North American market. Discover the advantages of Variobend USA folding machines for yourself! Invented and built by people like you who thought there has to be a better way, Variobend USA machines are assembled in Illinois with American and European parts and engineering and backed up by service technicians who actu-

ally built the machines. New as of 2019, we are excited to introduce Slinet, Variobend's baby brother! Slinet is the next generation of coil processing, here to keep your hungry trim folders fed. No need to look any further, your trim shop suite is here!




## Hixwood Metal Inc.

N14685 Copenhaver Avenue  
 Stanley, WI 54768  
 715.644.0765  
 715.644.0094 (fax)

www.hixwoodmetalinc.com

Hixwood Metal Inc. is the premier source for all your coil, blank flat stock, and slit coil needs. We specialize in supplying the industry with products that are at the top of the spectrum. Our 28-gauge .0157 coil with the BeckryTech H.D.P.E. paint system is the most popular. Available in textured or smooth colors. Call us for all your 29-, 26-, and 24-gauge needs also.



**715-644-0765 — Fax: 715-644-4931**

We manufacture the industry-leading Super-Rib 9" in 26, 28 & 29 gauge. Snap-Loc manufactured to your length in 24, 26 & 28 gauge. Available in 20 smooth colors and 15 Premium Textured colors. (Total 35 colors in stock)





**ROLL FORMING EQUIPMENT**  
 10550 TR. 262 Millersburg, OH. 44654  
 Phone (330) 674-4003 • Fax (330) 674-4035  
 Email: acu-form@safecommail.com



**Manufacturer of metal forming equipment,  
 for commercial and residential construction use,  
 using D2 tool steel as a standard for our tooling.**

- Ag Panel
- Perforators
- Trim Machines
- Shears
- Wrappers
- Corners
- Slitters
- Coil Upenders
- Ridge Caps
- Hemmers
- Roll & Tables
- J-Channels
- Decoilers
- Customer Profiles






**Visit us @www.acuformequipment.com**



## Metal Rollforming Systems

4511 North Freya Street  
P.O. Box 6246  
Spokane, WA 99217  
888.284.6794

info@mrsrollform.com  
www.mrsrollform.com

Metal Rollforming Systems (MRS) designs, manufactures, and sells innovative roll-forming equipment. Established in 1993, MRS continues to develop its business through dedication to equipment innovations and reliability to its customers. MRS understands quality is important. By choosing MRS, you will be working with a company that knows quality and reinforces it in their equipment. We do it all: Development, manufacturing, and assembly are all done in-house. This allows us to price our equipment very competitively, making it affordable for our customers. Our product line includes roll formers, trim roll formers, and much more!



## MWI Components

1015 32nd Avenue West  
Spencer, IA 51301  
800.360.6467  
800.361.3452 (fax)

info@mwicomponents.com  
www.mwicomponents.com

MWI Components is a leading manufacturer/supplier of post-frame products—offering more color options than anyone else in the industry. With over 100 colors available in steel, almost 30 different aluminum colors, and 50-plus powder coat colors, the combinations are endless. Create beautiful, unique buildings with our cupolas, ridge vents, soffit, trim, round/square track and accessories, and stall systems. Complete your building's aesthetic with our Dutch, bale, or Arcadian sliding doors. Contact MWI Components today to make your buildings stand out from the rest!



## Snap-Z

330 Swamp Road  
Morgantown, PA 19543  
717.572.0910

info@standingseamroofvent.com  
www.standingseamroofvent.com

Most standing seam ridge vents are too complicated to install, wasting valuable time and energy. With SNAP-Z, installation is easy and you can relax knowing that it won't fail over the lifetime of the roof and will vent adequately, which in turn gives you satisfied customers and no callbacks. Always working to improve, SNAP-Z has undergone rigorous testing by independent labs to ensure that their standing seam ridge vent will withstand the worst elements and maintain the beautiful hidden fastener look that everyone wants.



## United Steel Supply

248 Addie Roy Road  
Suite C200  
Austin, TX 78746  
512.263.0954

www.unitedsteelsupply.com

United Steel Supply provides high quality flat rolled steel coils. We offer superior customer service, competitive pricing, and just-in-time delivery, allowing us to achieve the highest level of customer satisfaction. United Steel Supply furnishes Galvalume®, galvanized, and prepainted steel coils for metal roofing and siding applications to the agricultural, commercial, industrial, and residential markets.

**TO BE AN  
EXHIBITOR,  
CONTACT  
GARY REICHERT:**  
gary@shieldwallmedia.com  
715.252.6360

Construction  
**Rollforming**  
Show 2020

## Your Trim Shop Suite

Transform your coils into satisfied customers!



Variobend USA double folder



Variobend USA single folder



**NEW!** Slinet,

The next generation in coil processing.



INFO@HERSHEYSMM.COM  
TOLL FREE: (877) 289-3030  
420 PROGRESS DR MATTOON, IL 61938




Speed. Accuracy. Service.

Don't just bend trim- Variobend it! Call today!

# CLEVER SOLUTIONS FOR SSMR INSTALLERS



Installs in a snap, letting you match your snow retention to your SSMR



**VAB**<sup>®</sup>  
patent pending

Our variable angled bracket lets you install snow retention on an inclined surface, without the need for additional protection above



**SNOW TITAN**<sup>®</sup>  
Your Rooftop Warrior™

Commercial-grade snow retention for extreme snow loads & 42" seams



**Solar Snap**<sup>™</sup>  
SNAP, SLIDE & SECURE™  
BY ACE CLAMP<sup>®</sup> SOLAR  
patent pending

Adaptive solar racking works with ISR, SSMR, Single-Ply & Asphalt

## ENGINEERED TO GET YOU OFF THE ROOF FASTER

pre-assembled clamps • single-tool & snap install • lab tested reliability



**ACE CLAMP**<sup>®</sup>  
Innovative Roofing Solutions™

ORDERS: 860-351-0686  
[www.AceClamp.com](http://www.AceClamp.com)